
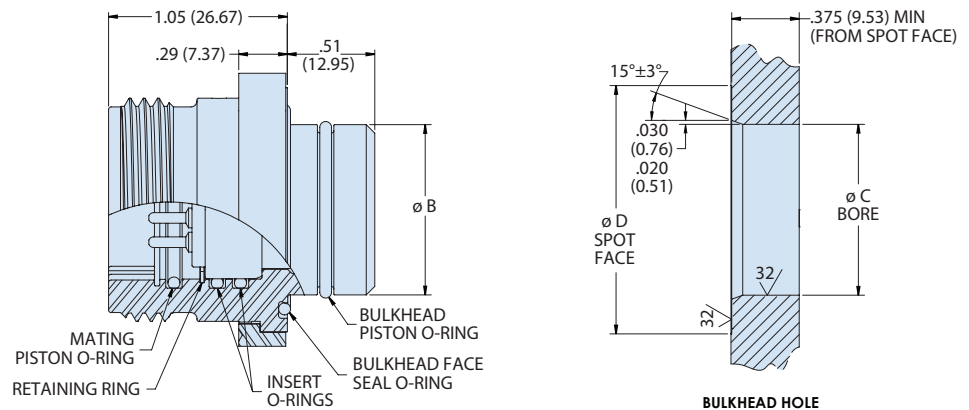
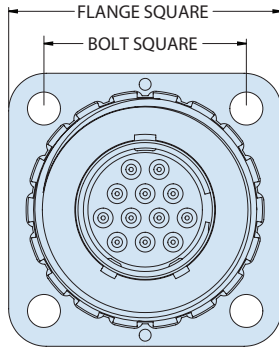




SERIES 70 10K PSI / 700 BA R / 7000 M SeaKing™ High-Pressure Subsea Connectors, Cables, and PBOF Assemblies 700-026 Flange Connector Receptacle (FCR)



SeaKing BCR - How To Order						
Sample Part Number	700-026	-M12	-Z1	P	N	-1147
Product Series	700 = SeaKing Cable Connector Receptacle					
Shell Size-Contact Arrangement	See SeaKing Contact Arrangements table					
Shell Material	Z1 = Stainless Steel TC = Titanium					
Contact Style	P = Pin S = Socket (reverse gender)					
Alternate Key Position	A, B, C, N = Normal (See Alternate Key Positions table)					
Color Band	1147 = Color Band Per Polarization Table Blank = No Color Band					



Dimensions												
Shell Size	Flange Sq.	Bolt Sq.	Flange Screws	Flange Screw Torque (Inch-Lbs)	Bulkhead Face Seal O-Ring	Bulkhead Piston O-Ring	Mating Piston & Insert O-Ring	Retaining Ring	Ø B +.000 - .001	Ø C +.002 - .000	Ø D Min Spotface ≤ .005	D Min Spotface > .005
E	1.070 (27.18)	.774 (19.66)	#4-40	5	2-016	2-013	2-012	709-055-37	.560 (14.22)	.562 (14.27)	.955 (24.26)	1.415 (35.94)
G	1.200 (30.48)	.906 (23.01)	#4-40	5	2-018	2-015	2-014	709-055-50	.685 (17.40)	.687 (17.45)	1.080 (27.43)	1.600 (40.64)
K	1.350 (34.29)	1.020 (25.91)	#6-32	9	2-019	2-016	2-016	709-055-62	.748 (19.00)	.750 (19.05)	1.205 (30.61)	1.795 (45.59)
L	1.470 (37.34)	1.124 (28.55)	#6-32	9	2-021	2-018	2-018	709-055-75	.873 (22.17)	.875 (22.23)	1.330 (33.78)	1.960 (49.78)
M	1.600 (40.64)	1.186 (30.12)	#8-32	16	2-023	2-020	2-019	709-055-81	.998 (25.35)	1.000 (25.40)	1.455 (36.96)	2.115 (53.72)
O	1.870 (47.50)	1.446 (36.73)	#8-32	16	2-026	2-022	2-023	709-055-106	1.123 (28.52)	1.125 (28.58)	1.705 (43.31)	2.495 (63.37)
P	1.995 (50.67)	1.554 (39.47)	#8-32	16	2-028	2-024	2-025	709-055-118	1.248 (31.70)	1.250 (31.75)	1.830 (46.48)	2.665 (67.69)
Q	2.180 (55.37)	1.662 (42.21)	#10-24	24	2-029	2-026	2-028	709-055-137	1.373 (34.87)	1.375 (34.93)	1.955 (49.66)	2.895 (73.53)
R	2.300 (58.42)	1.768 (44.91)	#10-24	24	2-030	2-028	2-029	709-055-150	1.498 (38.05)	1.500 (38.10)	2.080 (52.83)	3.055 (77.60)

Alternate Key Positions			
Position	A°	B°	
N	150°	210°	
A	75°	210°	
B	95°	230°	
C	140°	275°	

NOTES

Pressure ratings:
 Mated condition - 10,000 psi
 Open face condition - 5,000 psi (up to size "q"). For 10,000 psi open face rated ccr, See drawing 700-006.
 Tested per iso 3628-6
 Electrical:
 Rated voltage: 600vdc / 425vac per EIA-364-20F, Method C.

Rated current: see 709-099 for individual contact current ratings.
 Insulation resistance: 5 gohm at 500vdc per EIA-364-21E.

MATERIAL/FINISH

Shell & flange - See part number development
 Contacts - Copper alloy, gold plated
 Insert - Glass reinforced epoxy
 O-rings - Nitrile

SUBSEA/DEEPWATER: SEAKING™

