

SERIES 802 2400M / 3500 PSI Ultraminiature Subsea Connectors



802-050 submersible hermetic receptacle Jam nut, bulkhead feed-thru



Series 802 Hermetic Jam Nut Mount Bulkhead Feed-Thru Receptacles feature gold plated iron alloy contacts and compression glass dielectric material. The 316 series stainless steel connector shell provides excellent corrosion protection. Available with pin to pin contacts. Power applied to a given contact on one end will result in power to contact directly opposite, regardless of contact identification letter. Contact DWV ratings are as follows and measured pin to pin and pin to shell without breakdown: size #23 @ 750 VAC, size #20 @ 1000 VAC, size #16 and #12 @ 1800 VAC. Insulation resistance is rated at 20,000 megohms (test) @ 500 VDC minimum. Hermeticity is rated at: 5×10^{-8} sccHe/sec @ 1 atmosphere differential. 802-050 is designed to mate with Glenair 802 Series plugs. Shell sizes 5 thru 21 have a maximum open face rated test pressure of 1,000 PSI in one direction.

How To Order	
Sample Part Number	802-050 Z1 12-37 P P A 01 N
Series	802-050 = Bulkhead Feed-Thru Hermetic Receptacle
Shell Material and Finish	Z1 = 316 Stainless Steel / Passivated RoHS Compliant
Shell Size - Contact Arrangement	See Table III; see pages 4 - 6
Contact Type Jam Nut Side	P = Pin
Contact Type Opposite Side	P = Pin
Keyway Position (See Table I)	A = Normal B = Pos. B C = Pos. C D = Pos. D E = Pos. E F = Pos. F
Panel Thickness (See Table II)	-01 = .500/1.000 -02 = 1.000/1.500 -03 = 1.500/2.000 -04 = 2.000/2.500 -05 = 2.500/3.000 -06 = 3.000/3.500 -07 = 3.500/4.000
O-ring Material	V = Viton N = Nitrile NA = No external o-rings supplied (suggested material: Nitrile)

Table I: Key Positions		
Key Position	Key Rotation	
	A°	B°
A Normal	150°	210°
B	75°	210°
C	95°	230°
D	140°	275°
E	75°	275°
F	95°	210°


Table II: Panel Thickness		
Panel Thickness Code	H Panel Thickness	J Maximum Length
-01	.500/1.000	2.450
-02	1.000/1.500	2.950
-03	1.500/2.000	3.450
-04	2.000/2.500	3.950
-05	2.500/3.000	4.450
-06	3.000/3.500	4.950
-07	3.500/4.000	5.450

Table III: Contacts Available	
Shell Size	Number of Contact by Shell Size
5	-3
6	-1, -4, -6, -7, -23
7	-1, -10, -25
8	-1, -2, -13, -28, -200
9	-4, -19, -200, -201, -210
10	-2, -5, -26, -200, -201, -202
12	-2, -3, -7, -37, -200, -201, -220
14	-5, -12, -55, -235
15	-3, -7, -14, -85, -241
21	-12, -22, -130, -269

See pages 4 - 6 for contact arrangements

SUBSEA SHALLOW WATER: AQUAMOUSE™



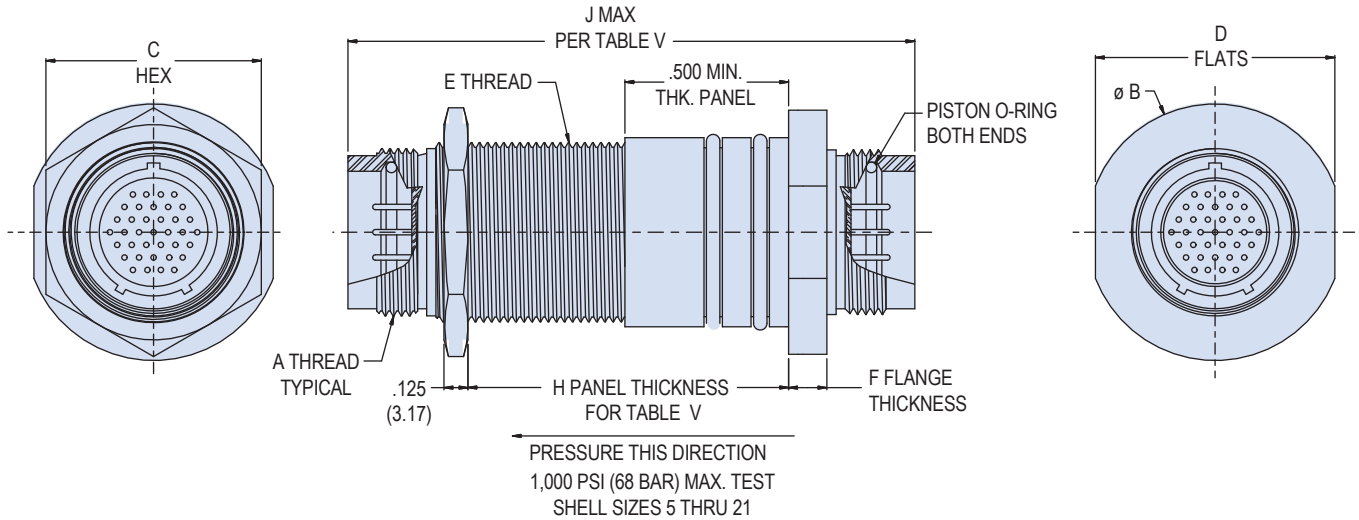


SERIES 802 2400M / 3500 PSI Ultraminiature Subsea Connectors



802-050 submersible hermetic receptacle Jam nut, bulkhead feed-thru

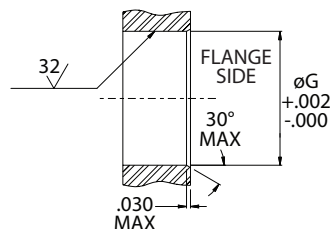
JAM NUT MOUNT, SOLDER CUP OR PC TAIL BULKHEAD FEED-THRU



SUBSEA/SHALLOW WATER: AQUAMOUSE™

Dimensions

Shell Size	A Thread	Ø B Max	C Hex	D Flat	E Thread	Panel Cutout Ø G	Ext. O-Ring	F
5	.4375-28 UNEF	0.950 (24.13)	0.688 (17.48)	0.880 (22.35) 0.870 (22.10)	.5000-32 UN-2A	.562 (14.27)	2-013	.260 (6.60)
6	.5625-20 UN	1.150 (29.21)	0.812 (20.62)	1.010 (25.65) 1.000 (25.40)	.6250-20 UN-2A	.687 (17.45)	2-015	.260 (6.60)
7	.6250-20 UN	1.225 (31.12)	0.875 (22.23)	1.080 (27.43) 1.070 (27.18)	.6875-28 UN-2A	.750 (19.05)	2-016	.260 (6.60)
8	.6875-20 UN	1.275 (32.39)	0.938 (23.83)	1.140 (28.96) 1.130 (28.70)	.7500-28 UN-2A	.812 (20.62)	2-017	.260 (6.60)
9	.7500-20 UNEF	1.325 (33.65)	1.000 (25.40)	1.205 (30.61) 1.195 (30.35)	.8125-28 UN-2A	.875 (22.23)	2-018	.260 (6.60)
10	.8125-20 UNEF	1.380 (35.05)	1.000 (25.40)	1.270 (32.26) 1.260 (32.00)	.8750-28 UN-2A	.937 (23.80)	2-019	.260 (6.60)
12	.8750-20 UNEF	1.462 (37.13)	1.125 (28.58)	1.330 (33.78) 1.320 (33.53)	.9375-28 UN-2A	1.000 (25.40)	2-020	.260 (6.60)
14	1.0625-20 UN	1.650 (41.91)	1.312 (33.32)	1.520 (38.61) 1.510 (38.35)	1.1250-28 UN-2A	1.187 (30.15)	2-023	.325 (8.25)
15	1.1250-20 UN	1.700 (43.18)	1.375 (34.92)	1.580 (40.13) 1.570 (39.88)	1.1875-28 UN-2A	1.250 (31.75)	2-024	.325 (8.25)
21	1.4375-20 UN	2.165 (54.99)	1.700 (43.18)	2.015 (51.18) 2.005 (50.93)	1.5000-28 UN-2A	1.625 (41.28)	2-029	.325 (8.25)



RECOMMENDED
PANEL CUTOUT FOR
DOUBLE O-RING
ONLY