



Viton Jacketed Cables Repaired with Glenair Autoshrink

Date	
10/20/16	GT-16-190
Rev. 1	

Investigative Test Report

Conducted by:	Preston Clover
Approved by:	Sam Farhat

1. Scope

The intention of this testing is to measure the immersed insulation resistance (IR) effectiveness of Glenair's Autoshrink material when installed over damaged Viton jacketed cable with and without Glenair Duraelectric adhesive.

2. Summary of Results

The table below contains a chronological summary of all testing and their results:

QUALIFICATION TEST

Nature of the test	RESULT		
	Completed	WAIVE	FAIL
Visual Inspection	X		
Immersion IR Testing	X		
Autoshrink Installation	X		
Immersion IR Testing	X		

3. Description of Samples

- **Group 1:** Cable, size 2/0 AWG with 0.062" Viton jacket, nominal OD .55". Autoshrink PN: 777-004-02-4-3, nominal recovered ID .375" installed without adhesive.
- **Group 2:** Cable, size 2/0 AWG with 0.062" Viton jacket, nominal OD .55". Autoshrink PN: 777-004-02-4-3, nominal recovered ID .375" installed with Glenair Duraelectric adhesive.

Test Report: Autoshrink over Viton IR Testing**Client: Sam Farhat****Glenair, Inc., 1211 Air Way, Glendale, CA 91201****818.247.6000****Laboratory Report #: RPC101916-3****Singer Laboratories Report #: RPC101916-3****Prepared by:** Preston Clover**Date:** 10/20/2016**Test Report Approved by:** Drew Price, Quality Representative, 10/20/2016**Purpose of Test**

The intention of this testing is to measure the immersed insulation resistance (IR) effectiveness of Glenair's Autoshrink material when installed over damaged Viton jacketed cable, and was performed with and without adhesive.

Summary of Test Results

All six test samples were measured for IR before and after the installation of Autoshrink material over an intentionally damaged section of Viton jacketed cables. The IR of the cables before and after installation of Autoshrink is shown in **TABLE 3** on page 9 of this report, and the before and after IR measurements were comparable to each other. The Viton jacketed cable used for this test had a nominal OD of .55", and the Autoshrink used had a nominal recovered ID of .375". This resulted in an approximate compression rate of 45%.

Deviation of Test

There were no deviations during testing.

Important Reference Documents

1. *EIA-364-03C "Altitude Immersion Test Procedure for Electrical Connectors"*
2. *EIA-364-21E "Insulation Resistance Test Procedure for Electrical Connectors, Sockets and Coaxial Contacts"*

The results stated on this report relate only to the items specifically identified.
This test report or the calibration certificates shall not be reproduced, except in full, without written approval of the laboratory.
Revision 2 (4/14/2016)

Doc #: QMS510-F2	Title: Test Report	Date: 5-24-16
Created By: QMS Rep.	Approved By: P. Clover	Rev: B

Test Criteria

Per Glenair Inc.'s instructions, there are no pass/fail criteria for this testing, the before and after measurements are purely comparative. All six samples are to be tested pre and post Autoshrink installation and insulation resistance and values are to be documented in this report.

The results stated on this report relate only to the items specifically identified.
This test report or the calibration certificates shall not be reproduced, except in full, without written approval of the laboratory.
Revision 2 (4/14/2016).

Doc #: QMS510-F2	Title: Test Report	Date: 5-24-16
Created By: QMS Rep.	Approved By: P. Clover	Rev: B

Test Equipment

1. Hi-Pot Tester Serial #: 9633786
Calibrated 6/17/2016
Calibration due 6/17/2017
Singer Labs # EM00012

2. Load Cell #: 223913/1445182
Calibrated 5/12/2016
Calibration due 5/12/2017
Singer Labs # CP00004

Calibration certificates for all Singer Laboratories owned equipment are attached to this report.

The results stated on this report relate only to the items specifically identified.
This test report or the calibration certificates shall not be reproduced, except in full, without written approval of the laboratory.
Revision 2 (4/14/2016).

Doc #: QMS510-F2	Title: Test Report	Date: 5-24-16
Created By: QMS Rep.	Approved By: P. Clover	Rev: B

TABLE 1 - Test Sample Identification

Test Group Number	Test Item Identification Numbers	Description	Test Item Qty.
1	001-003	Cable, size 2/0 AWG with 0.062" Viton jacket, nominal OD .55". Autoshrink PN: 777-004-02-4-3, nominal recovered ID .375" installed without adhesive.	3
2	004-006	Cable, size 2/0 AWG with 0.062" Viton jacket, nominal OD .55". Autoshrink PN: 777-004-02-4-3, nominal recovered ID .375" installed with Glenair Duraelectric adhesive.	3

TABLE 2 - Order of Testing

Test	Test Group #1	Test Group #2
Tag and Inspect	COMPLETED	COMPLETED
Immersion IR testing	COMPLETED	COMPLETED
Install Autoshrink	COMPLETED	COMPLETED
48 hour cure @ +40C and 50% RH	N/A	COMPLETED
Immersion IR testing	COMPLETED	COMPLETED

The results stated on this report relate only to the items specifically identified.
 This test report or the calibration certificates shall not be reproduced, except in full, without written approval of the laboratory.
 Revision 2 (4/14/2016).

Doc #: QMS510-F2	Title: Test Report	Date: 5-24-16
Created By: QMS Rep.	Approved By: P. Clover	Rev: B

Test Procedure

1. Start all testing with virgin samples.
2. Immerse all test samples in 1 meter of 5.0 wt% salt water solution for 1 hour. Salt water solution prepared in accordance with *EIA-364-03C*.
3. Perform IR testing in accordance with EIA-364-21E. Apply 500 volts DC for 2 minutes, and then conduct IR measurement. Record results.
4. Remove 1 inch section of cable jacket material from each sample.
5. Install Autoshrink over exposed portion of cable conductors on samples 001-003 without adhesive.
6. Install Autoshrink over exposed portion of cable conductors on samples 004-006 with Glenair Duraelectric adhesive.
7. Cure samples 004-006 (Autoshrink repaired samples with Glenair Duraelectric adhesive) in an environmental chamber for 48 hours at +40C and 50% RH.
8. Immerse all test samples in 1 meter of 5.0 wt% salt water solution for 1 hour. Salt water solution prepared in accordance with *EIA-364-03C*.
9. Perform IR testing in accordance with EIA-364-21E. Apply 500 volts DC for 2 minutes, and then make IR measurement. Record results.
10. Testing complete.

The results stated on this report relate only to the items specifically identified.
This test report or the calibration certificates shall not be reproduced, except in full, without written approval of the laboratory.
Revision 2 (4/14/2016).

Doc #: QMS510-F2	Title: Test Report	Date: 5-24-16
Created By: QMS Rep.	Approved By: P. Clover	Rev: B

Test Setup

Test samples were received, inspected, measured and marked. For IR immersion testing samples were placed in 1 meter of salt solution and allowed to soak for 1 hour. Samples were immediately IR tested at the 1 hour mark.




Image 1: Singulating, measuring and marking of samples.

The results stated on this report relate only to the items specifically identified.
 This test report or the calibration certificates shall not be reproduced, except in full, without written approval of the laboratory.
 Revision 2 (4/14/2016).

Doc #: QMS510-F2	Title: Test Report	Date: 5-24-16
Created By: QMS Rep.	Approved By: P. Clover	Rev: B



Image 2: Immersion insulation resistance tank.

The results stated on this report relate only to the items specifically identified.
 This test report or the calibration certificates shall not be reproduced, except in full, without written approval of the laboratory.
 Revision 2 (4/14/2016).

Doc #: QMS510-F2	Title: Test Report	Date: 5-24-16
Created By: QMS Rep.	Approved By: P. Clover	Rev: B



Image 3: 1 inch of section of Viton jacket material removed for Autoshrink installation.



Image 4 : Example of Autoshrink installed on test sample over portion of removed cable jacket.

The results stated on this report relate only to the items specifically identified.
 This test report or the calibration certificates shall not be reproduced, except in full, without written approval of the laboratory.
 Revision 2 (4/14/2016).

Doc #: QMS510-F2	Title: Test Report	Date: 5-24-16
Created By: QMS Rep.	Approved By: P. Clover	Rev: B



Image 5 : Example of Autoshrink being installed with Glenair Duraelectric adhesive.



Image 6 : Curing of Autoshrink samples with Glenair Duraelectric adhesive, +40C @ 50% RH for 48 hours.

The results stated on this report relate only to the items specifically identified.
 This test report or the calibration certificates shall not be reproduced, except in full, without written approval of the laboratory.
 Revision 2 (4/14/2016).

Doc #: QMS510-F2	Title: Test Report	Date: 5-24-16
Created By: QMS Rep.	Approved By: P. Clover	Rev: B

Test Results:

All samples were visually inspected before testing. No defects were found that would be harmful to the performance of the test samples. Please see recorded results below for pre and post insulation resistance testing.

TABLE 3 – Results of Testing

Test Article	Adhesive	Pre-Autoshrink Insulation Resistance (MΩ) @ 500 VDC	Post-Autoshrink Insulation Resistance (MΩ) @ 500 VDC
001	No	92.03	73.38
002	No	111.60	87.74
003	No	51.10	49.46
004	Yes	39.48	42.30
005	Yes	42.06	42.55
006	Yes	65.01	65.34

The results stated on this report relate only to the items specifically identified.
 This test report or the calibration certificates shall not be reproduced, except in full, without written approval of the laboratory.
 Revision 2 (4/14/2016).

Doc #: QMS510-F2	Title: Test Report	Date: 5-24-16
Created By: QMS Rep.	Approved By: P. Clover	Rev: B

CERTIFICATE OF CALIBRATION					
ISO/IEC 17025 2005 ACCREDITED		MICRO QUALITY CALIBRATION, INC			
• The First • <i>Western Commercial Laboratory Designed Exclusively For Precision Measurement.</i>					
Customer # SIN084	SINGER LABORATORIES 139 W. WALNUT AVENUE MONROVIA, CA 91016			Calibrated: At MQC	
Barcode 177270	Cert Number 1000735158	Purchase Order CG061316-2-3203	Cal Date 06/17/2016	Next Cal 06/17/2017	Recall 12 M
Instrument Type HIPOT TESTER, ASR 3770		Manufacturer ASSOCIATED RESEARCH	Model Number 3770	Measuring Range 5 KVAC, 6 KVDC	
Cust. Instrument ID EM00012	Manufacturer S/N 9633786	Procedure 1001	Tech HDN	Temperature 68 deg F	Humidity 40%
CONDITION RECEIVED: WITHIN TOLERANCE		CONDITION RETURNED: WITHIN TOLERANCE		REASON FOR SERVICES: CALIBRATION AND CERTIFICATION	
All calibrations conform to ISO 10012-1:2003, ANSI/NCSL Z-540.1-1994.					
ADDITIONAL INFORMATION					
Accuracy					
VOLTAGE : $\pm(2\%$ of setting + 5 V), CURRENT : $\pm(2\%$ of setting + 2 counts) TIMER : $\pm(0.1\%$ of reading + 0.05 sec), CONTINUITY : $\pm(3\%$ of setting + 0.02 Ohm)					
Analysis					
MEASUREMENT UNCERTAINTY ESTIMATED AT 95% CONFIDENCE LEVEL (K=2)					
Nominal	Actual	Minimum	Maximum	Deviation	Meas. Unc.
1000 VDC	1000	975	1025	0	± 4
3000 VDC	2998	2935	3065	-2	± 4
5000 VDC	4997	4895	5105	-3	± 4
1000 VAC	999	975	1025	-1	± 4
3000 VAC	3000	2935	3065	0	± 4
5000 VAC	5004	4895	5105	4	± 4
10 MOhm (4500 V)	9.962	9.798	10.202	-0.038	± 0.04
100 MOhm	100.50	97.98	102.02	0.50	± 0.4
1000 MOhm	996.2	979.8	1020.2	-3.8	± 3
5 uADC	5.01	4.88	5.12	0.01	± 0.02
5 mAAC	5.00	4.88	5.12	0.00	± 0.02

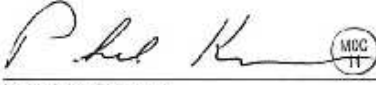
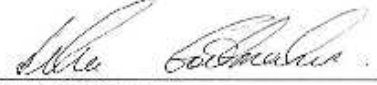
Page: 1 of 2

9168 De Soto Avenue, Chatsworth, California 91311

Customer # SIN084 Tel: (818)701-4969 Fax: (818)818-6285 Cert Number 1000735158

The results stated on this report relate only to the items specifically identified.
 This test report or the calibration certificates shall not be reproduced, except in full, without written approval of the laboratory.
 Revision 2 (4/14/2016).

Doc #: QMS510-F2	Title: Test Report	Date: 5-24-16
Created By: QMS Rep.	Approved By: P. Clover	Rev: B

CERTIFICATE OF CALIBRATION MICRO QUALITY CALIBRATION, INC • The First • <i>Western Commercial Laboratory Designed Exclusively For Precision Measurement.</i>					
ISO/IEC 17025-2005 ACCREDITED					
Customer #	SINGER LABORATORIES 139 W. WALNUT AVENUE MONROVIA, CA 91016				Calibrated: At MQC
Barcode	Cert Number	Purchase Order	Cal Date	Next Cal	Recall
177497	1000727085	CG050916-1-3203	05/12/2016	05/12/2017	12 N
Instrument Type		Manufacturer	Model Number	Measuring Range	
LOAD CELL 0-500,±0.5% W/DIG. READCUT		OMEGA ENG.	LC-402-500 DP25B-S-A	0-500 LBP	
Instrument Id	Serial Number	Procedure	Tech	Temperature	Humidity
CP00004	223913/1445182	17-ZCMP-34	PKK	72 deg F	35%
Condition Received:		Condition Returned:		Reason For Service:	
Within Tolerance		Within Tolerance		Calibration, and Certification	
All calibrations conform to ISO 10012-1:2003, ANSI/NCCL Z-540.1-1994, ANSI/NCCL Z-540.3-1994.					
ADDITIONAL INFORMATION					
Accuracy ±0.5% Full Scale					
Nominal	Actual	Minimum	Maximum	Deviation	
100.0 Lbs. Tens.	99.3	97.5	102.5	-0.8	
200.0 Lbs. Tens.	199.3	197.5	202.5	-0.2	
300.0 Lbs. Tens.	300.2	297.5	302.5	-0.2	
400.0 Lbs. Tens.	399.7	397.5	402.5	-0.3	
500.0 Lbs. Tens.	499.3	497.5	502.5	-0.5	
This is to certify that the equipment noted herein has been compared to the standards listed below in accordance with the reference procedure or specification and has been found to conform to the specified limits. Although the item calibrated meets the specification and performance at the time of calibration, due to any number of factors, the recommended due date of the item calibrated does not imply continuing conformance to specification during the recommended interval. Permanent data, if any, is listed on the attached sheets. The standards that have been utilized in this calibration are certified by, or are traceable to, the National Institute of Standards and Technology (NIST), and meet or exceed manufacturer's requirements for the above mentioned item.					
The certificate or report shall not be reproduced except in full without the written approval of the laboratory.					
STANDARDS EMPLOYED					
Cal. Std	Model Number	Instrument Type		Due Date	
3816	CT485 AL	CHART RECORDER, TRMP/RH, WB CT485 AL		02/20/2017	
4028	10 X 25 LBS	TEST WEIGHTS		10/31/2016	
4210	N/A	WEIGHT SET		10/31/2016	
4105	2000-303-D	WEIGHT TRAY		05/31/2016	
4044	N/A	TEST WEIGHT SET		02/28/2017	
Numbers traceable to National Institute of Standards and Technology:					
(3816) 260638	(3816) 266076-01	(4028) 275953-10	(4210) 822/278735-10	(4210) 684/284451-14	
(4210) 681/280058-10	(4210) 12437	(4105) 275953-10	(4105) A1C0414	(4044) 684/284451-14	
(4044) 8162-11163526					
 Technician Signature		 Approval Signature			
Page: 1 of 1 Customer # SINC04 9168 De Soto Avenue, Chatsworth, California 91311 Cert Number 1000727085 Tel: (818)701-4969 Fax: (818)818-6285					

The results stated on this report relate only to the items specifically identified.
 This test report or the calibration certificates shall not be reproduced, except in full, without written approval of the laboratory.
 Revision 2 (4/14/2016).

Doc #: QMS510-F2	Title: Test Report	Date: 5-24-16
Created By: QMS Rep.	Approved By: P. Clover	Rev: B