



USB 2.0 TYPE A Series 801, 804 and 805 Mighty Mouse



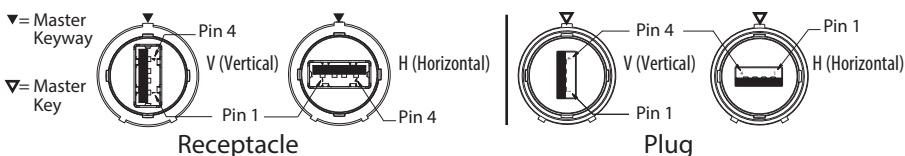
804-340 Coupler with USB Male-to-Female (Plug) or Female-to-Female (Receptacle)

How To Order	
Sample Part Number	804-340 - NF 07 -14 2 A A H
Series	804-340
Rear Accessory Option	- = Accessory Thread and Teeth B = Integrated Boot Adaptor S = Integrated Banding Platform
Material and Finish¹	NF = Aluminum/Cadmium Olive Drab M = Aluminum/Electroless Nickel MT = Aluminum/Nickel PTFE ZNU = Aluminum/Black Zinc Nickel
Shell Style¹	01 = In Line Receptacle 00 = Jam Nut Receptacle, Front Panel Mount 07 = Jam Nut Receptacle, Rear Panel Mount 06 = Plug
Shell Size	14 = Shell Size 14
USB Performance	2 = USB 2.0
USB Type	A = Type A
Alternate Key Positions¹	A, B, C, D, E, F; Omit for single keyway (non polarized)
USB Orientation	H = Horizontal V = Vertical

Series 804 Push/Pull

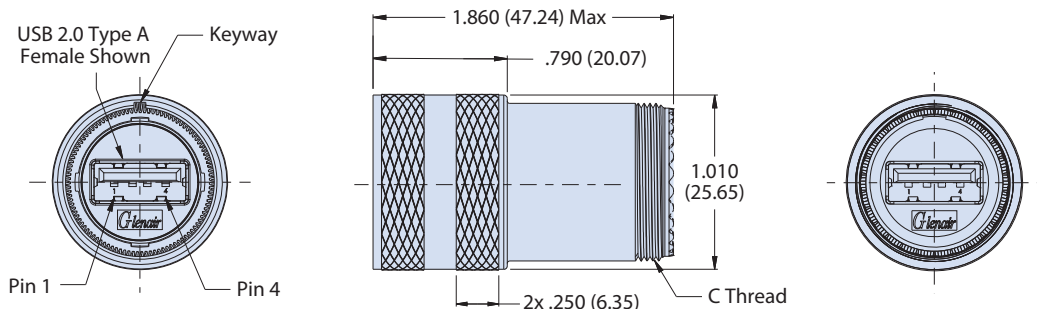
USB 2.0 Wiring				
Pin	Name	Cable Color (USB)	Desc.	Recommended Wire Size (AWG)
1	(V Bus)	Red	+5 V	22
2	(D-)	White	Data -	28
3	(D+)	Green	Data +	28
4	(GND)	Black	Grnd	22

USB 2.0 ORIENTATION OPTIONS



Dimensions						
Size Shell	Mounting Style	Ø A	B Threads	C Threads	Ø D	K Threads
14	Front Mount	--	--	.9375-20 UNEF-2A	1.390 (35.31)	1.0620-20 UN-2A
	Rear Mount	1.325 (33.66)	1.0000-28 UN-2A	.9375-20 UNEF-2A	--	--

SHELL STYLE 01 IN-LINE RECEPTACLE



NOTES

- See Section A for recommended panel cutout dimensions, additional finishes and alternate keyway positions.
- Meets IP67 sealing requirement in unmated condition

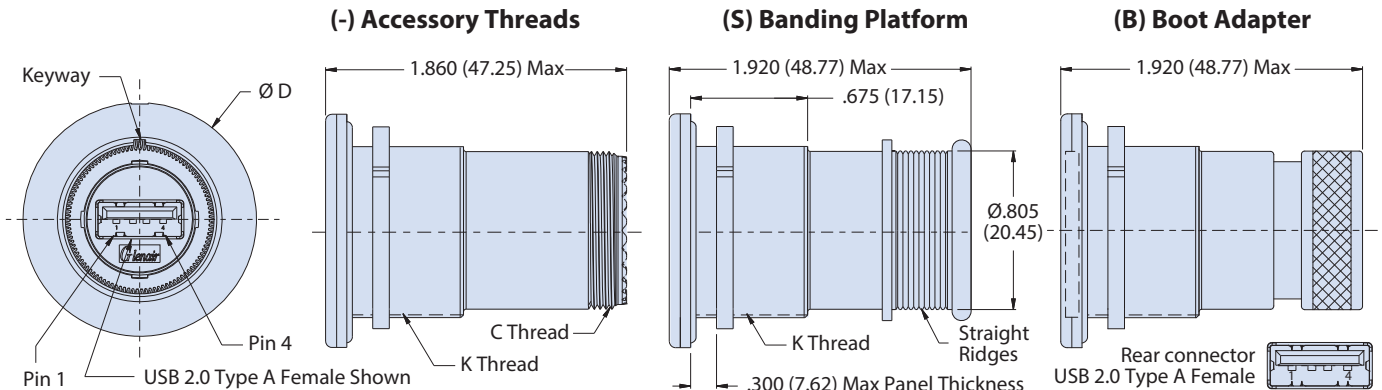


USB 2.0 TYPE A
Series 801, 804 and 805 Mighty Mouse
 804-340 Coupler with USB Male-to-Female (Plug)
 or Female-to-Female (Receptacle)

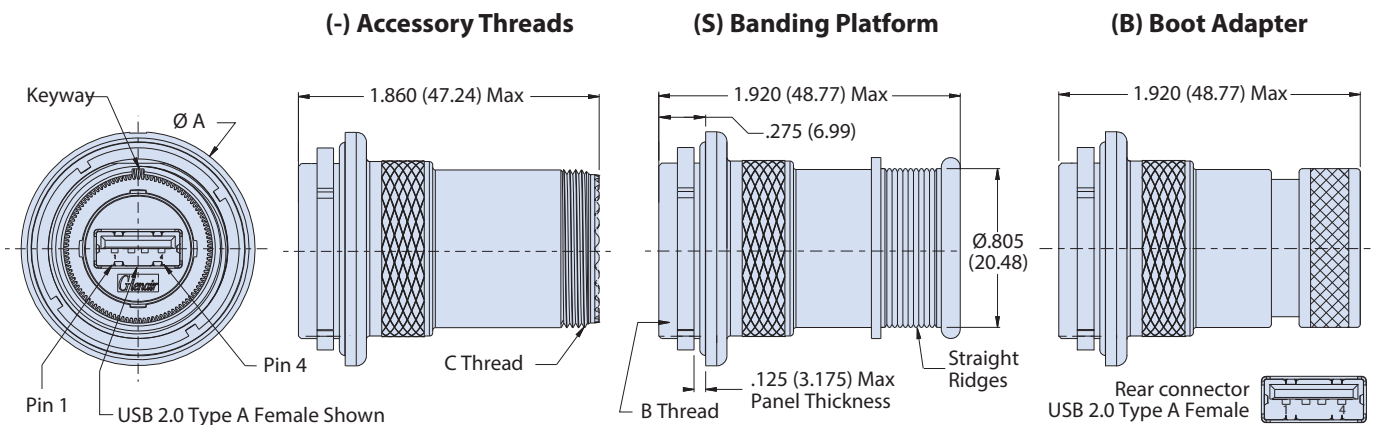


Series 804 Push/Pull

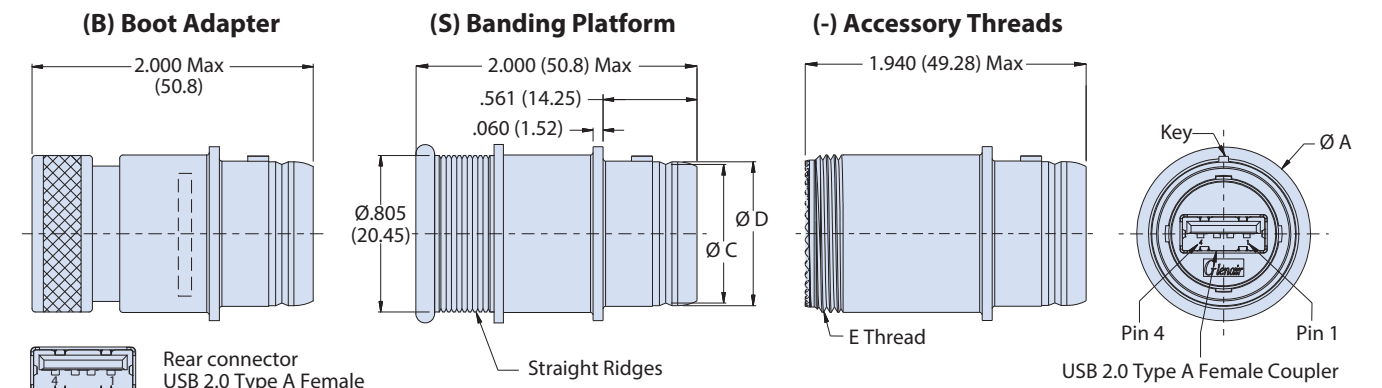
SHELL STYLE 00 FRONT PANEL MOUNT JAM NUT RECEPTACLE



SHELL STYLE 07 REAR PANEL MOUNT JAM NUT RECEPTACLE



SHELL STYLE 06 PLUG



Plug Dimensions				
Size Shell	Ø A Max	Ø C	Ø D	E Thd
14	.985 (25.02)	.768 (19.51)	.800 (20.32)	.9375-20 UNEF-2A