



USB 2.0 TYPE A

# Series 801, 804 and 805 Mighty Mouse



801-341 Connector with USB Male (Plug) or Female (Receptacle) to Crimp Removable Contacts

Series 801 Double Start

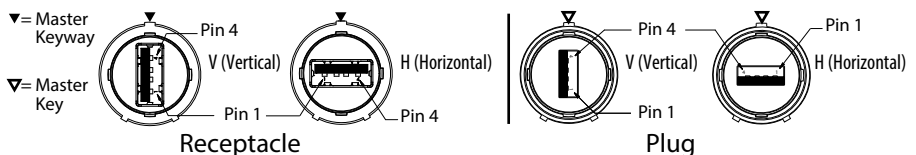
How To Order	
<b>Sample Part Number</b>	<b>801-341 - NF 07 -16 2 A A H</b>
<b>Series</b>	<b>801-341</b>
<b>Rear Accessory Option</b>	- = Accessory Thread and Teeth B = Integrated Boot Adaptor S = Integrated Banding Platform
<b>Material and Finish<sup>1</sup></b>	NF = Aluminum/Cadmium, Olive Drab M = Aluminum/Electroless Nickel MT = Aluminum/Nickel PTFE ZNU = Aluminum/Black Zinc Nickel
<b>Shell Style<sup>1</sup></b>	01 = In Line Receptacle 02 = Front or Rear Panel Mount Square Flange Receptacle 07 = Rear Panel Mount Jam Nut Receptacle 26 = Plug
<b>Shell Size</b>	16 = Shell Size 16
<b>USB Performance</b>	2 = USB 2.0
<b>USB Type</b>	A = Type A
<b>Alternate Key Positions<sup>1</sup></b>	A, B, C, D, E, F; Omit for single keyway (non polarized)
<b>USB Orientation</b>	H = Horizontal V = Vertical

## NOTES

- See Section A for recommended panel cutout dimensions, additional finishes and alternate keyway positions.
- Meets IP67 sealing requirement in unmated condition
- Supplied with size 23 socket contacts (809-002 supplied loose)  
1 extra contact provided
- Material/Finish
  - Shell, jam nut: al alloy or cres
  - Seal/o-ring fluorosilicone

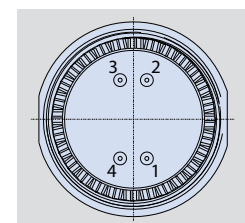
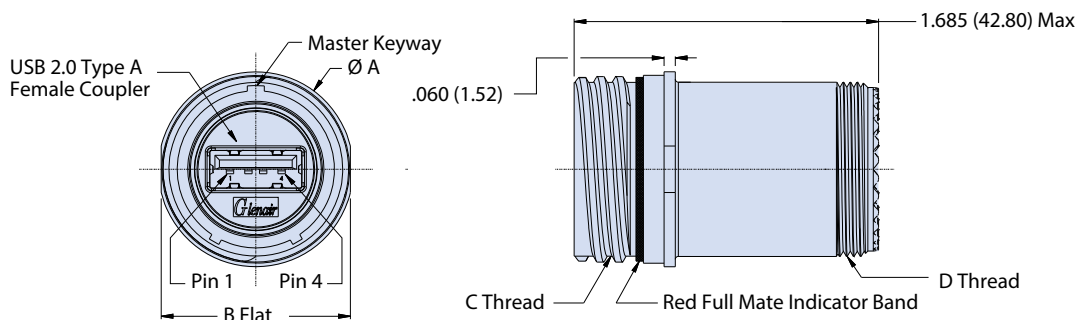
USB 2.0 Wiring				
Pin	Name	Cable Color (USB)	Desc.	Recommended Wire Size (AWG)
1	(V Bus)	Red	+5 V	22
2	(D-)	White	Data -	28
3	(D+)	Green	Data +	28
4	(GND)	Black	Ground	22

## USB 2.0 ORIENTATION OPTIONS



Receptacle Dimensions											
Size Shell	Ø A	B Flat	C Threads	D Threads	Ø E	F Sq	G Bsc	Ø J	K Flat	M Threads	Ø N
16	1.040 (26.42)	1.010 (25.65)	1.0000-.1P-.2L-DS-2A	.9375-20 UNEF-2A	1.625 (41.28)	1.219 (30.96)	.981 (24.92)	1.264 (32.11)	1.230 (31.24)	1.0625-20 UN-2A	1.230 (31.24)

## SHELL STYLE 01 IN-LINE RECEPTACLE



Rear contact positions apply to all shell styles




USB 2.0 TYPE A  
**Series 801, 804 and 805 Mighty Mouse**  
 801-341 Connector with USB Male (Plug) or Female  
 (Receptacle) to Crimp Removable Contacts

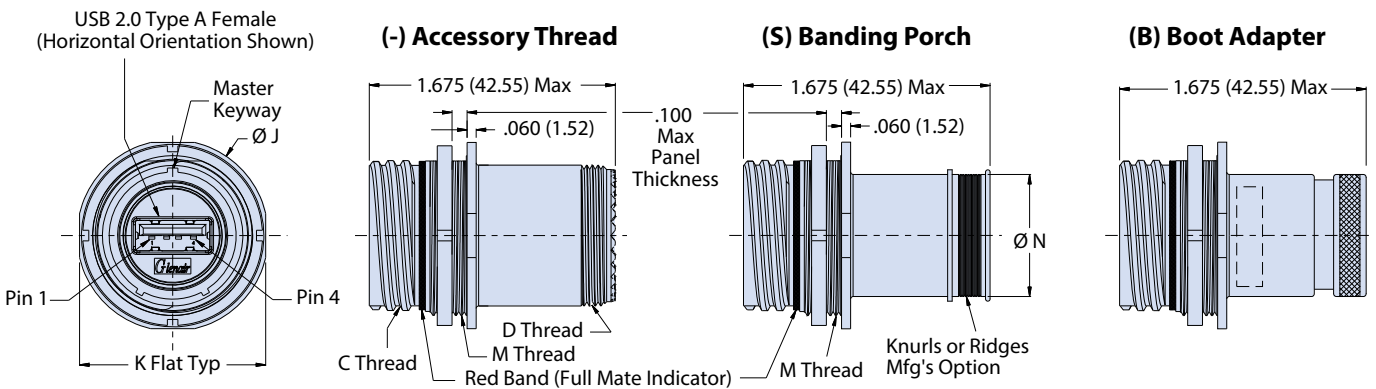


Series 801 Double Start

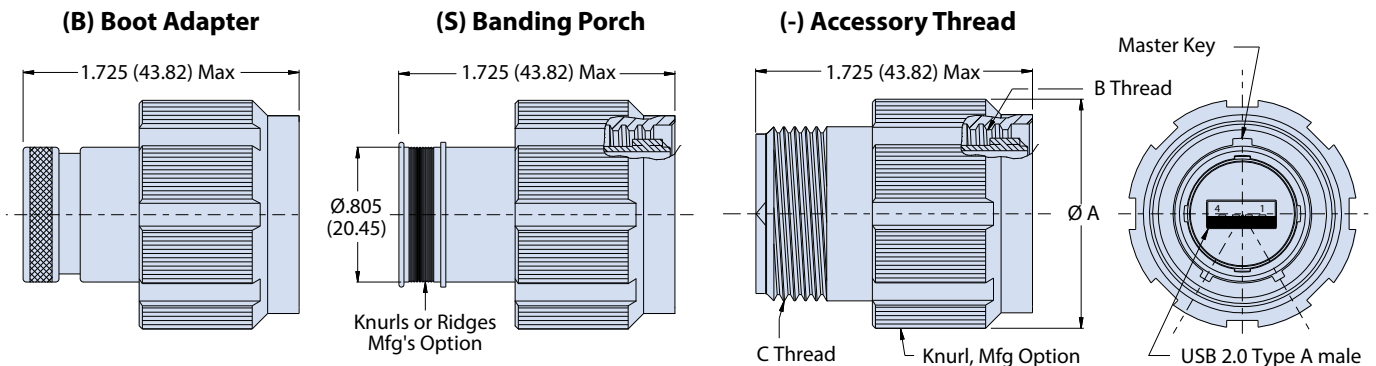
**SHELL STYLE 02 FRONT OR REAR PANEL MOUNT SQUARE FLANGE RECEPTACLE**



**SHELL STYLE 07 REAR PANEL MOUNT JAM NUT RECEPTACLE**



**SHELL STYLE 26 PLUG**



Plug Diameter			
Shell Size	ØA	B Thread	C Threads
16	1.340 (34.04)	1.0000-.1P-.2L-2B	.9375-20 UNEF-2A