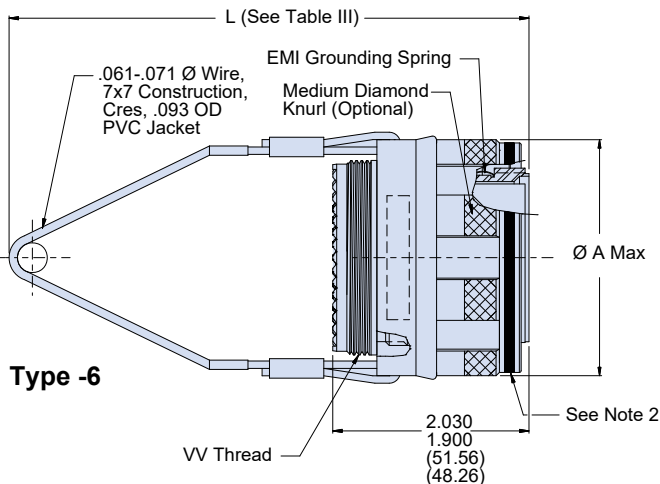
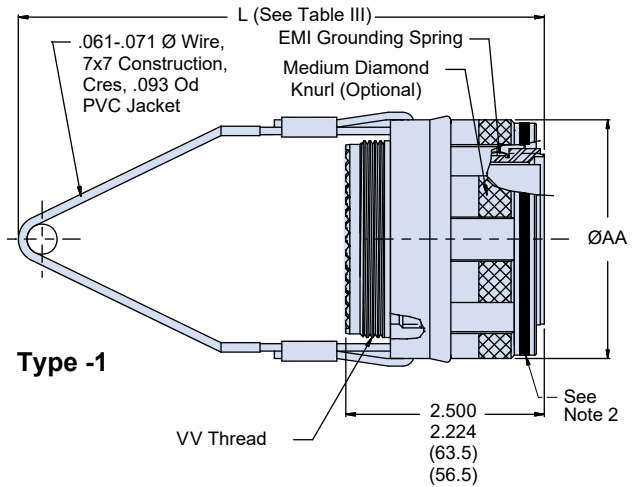
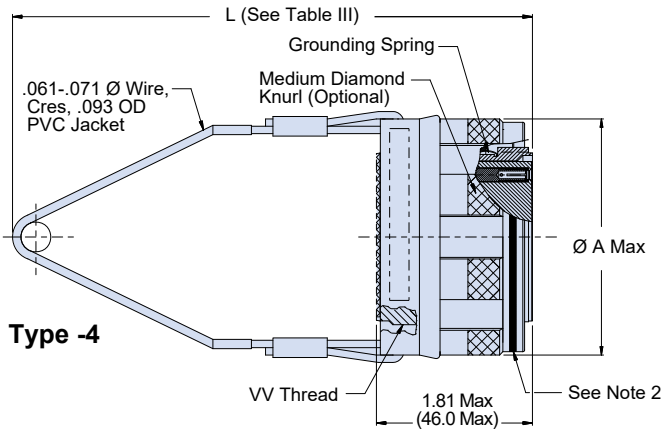


MIL-DTL-38999 Series III Type 233-216 Lanyard-release plug

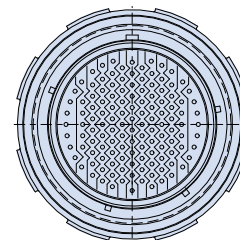
ENVIRONMENTAL CONNECTORS

Part Number Development										
Sample Part Number	233-216			-G6	ME	25-35	S	A	E	-4
Series / Basic Part No.	233-216 = Lanyard Release Plug									
Connector Style*	G6 = Plug with EMI Spring									
Finish	NF = Aluminum Alloy, Olive Drab-Cad over Nickel ZL = CRES, Electrodeposited Nickel Z1 = CRES, Passivated ME = Aluminum Alloy, Eletroless Nickel			Consult factory for additional finish options						
Shell Size-Insert Arrangement*	Per MIL-STD-1560									
Contact Type	P = Pin S = Socket A = Pin Insert, Less Contact B = Socket Insert, Less Contact									
Alternate Key Position*	A, B, C, D, E, N = Normal (Per MIL-DTL-38999 Series III)									
Lanyard Length Code	See Lanyard Length Table									
Connector Type	1 = Type 1 4 = Type 4 6 = Type 6									

*Refer to Section A for complete details



Insert arrangement is for reference only



**MIL-DTL-38999 Series III Type
233-216 Lanyard-release plug**

G6 - LANYARD RELEASE PLUG

Dimensions			
Shell Size	Shell Size Code	ØA ±.06	VV Thread
9*	A	Consult Factory	M12 x1-6g-0.100R
11	B	1.180 (29.97)	M15 x1-6g-0.100R
13	C	1.310 (33.27)	M18 x1-6g-0.100R
15	D	1.437 (36.50)	M22 x1-6g-0.100R
17	E	1.560 (39.62)	M25 x1-6g-0.100R
19	F	1.690 (42.93)	M28 x1-6g-0.100R
21	G	1.760 (44.70)	M31 x1-6g-0.100R
23	H	1.900 (48.26)	M34 x1-6g-0.100R
25	J	2.000 (50.80)	M37 x1-6g-0.100R

Separation Pull Forces Maximum		
Shell Size	Straight Pull Lbs. (Newton)	15 Degree Pull Lbs. (Newton)
9	44.96 (200)	55.08 (245)
11	44.96 (200)	55.08 (245)
13	44.96 (200)	55.08 (245)
15	44.96 (200)	55.08 (245)
17	89.92 (400)	100.04 (445)
19	89.92 (400)	100.04 (445)
21	89.92 (400)	100.04 (445)
23	89.92 (400)	100.04 (445)
25	89.92 (400)	100.04 (445)

*Size #9 is only available in type -4

Lanyard Length Code							
Code	L ± .236 (±6)	Code	L ± .236 (±6)	Code	L ± .236 (±6)	Code	L ± .236 (±6)
A	4.016(102)	G	7.007(178)	M	10.000(254)	U	13.031(331)
B	4.527(115)	H	7.519(191)	N	10.511(267)	V	14.015(356)
C	5.000(127)	I	7.992(203)	P	11.023(280)	W	15.000(381)
D	5.511(140)	J	8.503(216)	R	11.535(293)	X	16.023(407)
E	6.024(153)	K	9.015(229)	S	12.007(305)	Y	17.007(432)
F	6.535(166)	L	9.527(242)	T	12.519(318)	Z	18.031(458)

Supplied Components				
Contact	Contact Pin	Contact Socket	Sealing Plug	Insertion/Removal Tool
Size	Part Number	Part Number	Part Number	Part Number
22D	M39029/58-360	M39029/56-348	M27488-22	M81969/14-01
20	M39029/58-363	M39029/56-351	M27488-20	M81969/14-10
16	M39029/58-364	M39029/56-352	M27488-16	M81969/14-03
12	M39029/58-365	M39029/56-353	M27488-12	M81969/14-04
12	M39029/102-558 Coax	M39029/103-559 Coax	M27488-12	M81969/14-04
8	M39029/60-367 Coax	M39029/59-366 Coax	M27488-8	M81969/14-06
8	M39029/90-529 Twinax	M39029/91-530 Twinax	M27488-8	M81969/14-06

NOTES

- This connector mates with D38999/20, and 24.
- Blue color band indicates rear release retention system.
- Connectors to be supplied with contacts, insertion/removal tools and sealing plugs.
- Commercial equivalent of D38999/31 type 1, 4, and 6. Test data available.
- Material/finish
 - Barrel, coupling nut, lanyard ring: see part number development, finish
 - Ratchet ring, detent spring: stainless steel/passivated
 - Ground spring: BeCu alloy/electroless nickel
 - Wave spring: CRES/passivated
 - Insulator: high-grade rigid dielectric/N.A.
 - Seals, grommet: fluorosilicone blend/N.A.
 - Contacts: copper alloy