

# SERIES 79

## Advanced-Performance Rectangular with SpeedMaster™ 10G high-speed contacts



### 799-336 PCB Layouts

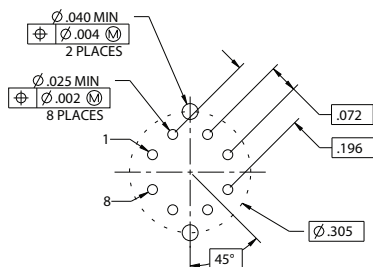
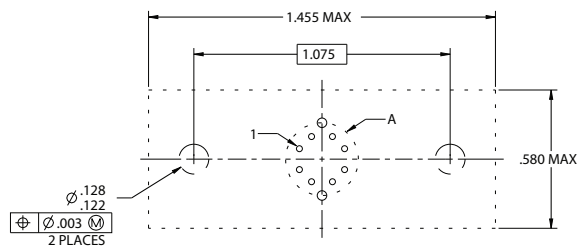
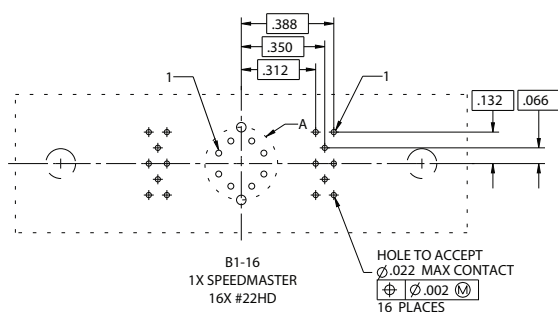


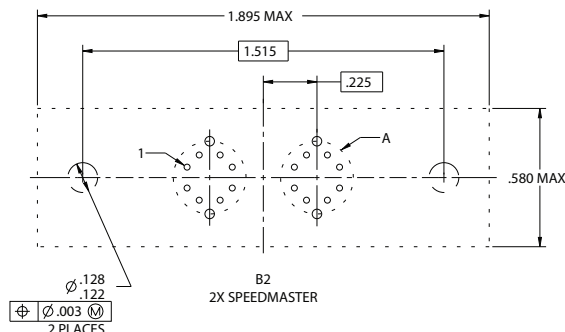
FIGURE 1  
SCALE 5.000



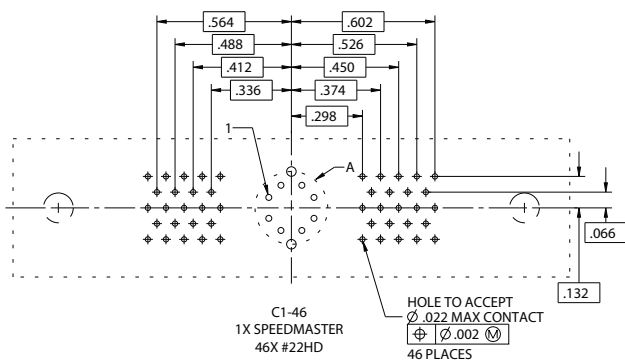
A1  
1X SPEEDMASTER



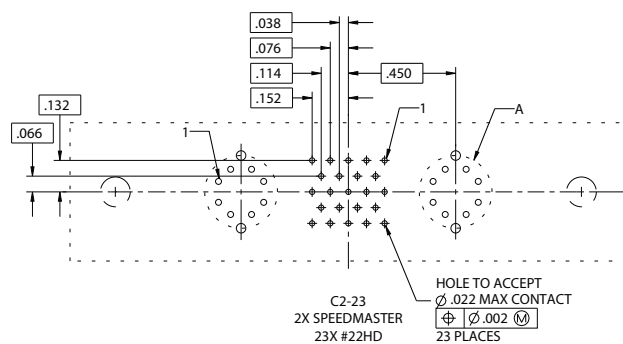
B1-16  
1X SPEEDMASTER  
16X #22HD  
HOLE TO ACCEPT  
Ø.022 MAX CONTACT  
16 PLACES



B2  
2X SPEEDMASTER



C1-46  
1X SPEEDMASTER  
46X #22HD  
HOLE TO ACCEPT  
Ø.022 MAX CONTACT  
46 PLACES



C2-23  
2X SPEEDMASTER  
23X #22HD  
HOLE TO ACCEPT  
Ø.022 MAX CONTACT  
23 PLACES

#### NOTES

1. The location given for each SpeedMaster is the center of the arrangements. See figure 1 for the internal SpeedMaster layout.
2. Plug arrangements shown. Receptacle arrangements are mirrored.
3. See 799-335 for complete cavity identifications.

# SERIES 79

## Advanced-Performance Rectangular with SpeedMaster™ 10G high-speed contacts

SERIES  
**79**

### 799-336 PCB Layouts

