


Hermetic Receptacle Connectors

791-070 Rear-Panel Mount Hermetic Feedthrough, Pin - Socket Scoop-Proof



Pin Face Scoop-Proof. Rear-Panel Mount. 791 hermetic connectors are the next-generation higher density alternative to M24308 D Subminiature connectors. $<1 \times 10^{-6}$ sccHe/Sec @ 1 Atm. Delta. Kovar alloy / nickel plate shell, vitreous glass insulator, kovar alloy / gold plate hermetic contacts, copper alloy / gold plate socket contacts, fluorosilicone seal.

RELIABLE DESIGN

- Glass-to-metal seal
- 100% scoop-proof
- Stainless steel shell

VERSATILE

- Wide range of configurations
- Signal, power
- Blind mate

HARSH ENVIRONMENT

- Humidity, water ingress
- Shock and vibration
- Temperature extremes
- Corrosion resistance
- High altitude

SIZE AND WEIGHT SAVING

- High density

How To Order

Sample Part Number →	791-070	H	D	7P2	N
Product	791-070 Rear-Panel Mount Hermetic Feedthroughs, Pin-Socket Scoop-Proof				
Class	H = Hermetic				
Shell Size	A, B, C, D, E, F, J, K, G, H, L and M				
Arrangement	See Table 2				
Mating Hardware Option	N = No Mating Hardware P = Jackpost	G = Male Guide Pins S = Female Guide Sockets			

Specifications

Test Criteria:

- **Hermeticity:** $<1 \times 10^{-6}$ sccHe/Sec @ 1 Atm. Delta
- **D.W.V.**
 - #23 Pins: 500 Vac Pin-To-Shell
 - #16 Pins: 1800 Vac Pin-To-Shell
 - #12 Pins: 1800 Vac Pin-To-Shell
 - # 8 Pins: 1800 Vac Pin-To-Shell
 - I.R. - 5,000 Megohms Minimum @ 500 Vdc
- Glenair 791-070 will mate with any scoop-proof Series 79 plug and receptacle with same shell and insert.
- See sheet # 3 for panel cut-outs and mounting hardware information.

Construction

- **Shell:** Kovar Alloy / Nickel Plate
- **Contacts, Hermetic:** Kovar Alloy / Gold Plate
- **Contacts, Sockets:** Copper Alloy / Gold Plate
- **Insulator, Hermetic:** Vitreous Glass
- **Insulator, Socket:** Rigid Dielectric
- **Seals, O-Ring:** Fluorosilicone
- **Mating Hardware:** Cres / Passivated

Hermetic Receptacle Connectors

791-070 Rear-Panel Mount Hermetic Feedthrough, Pin - Socket Scoop-Proof

Table 1 Hardware Option

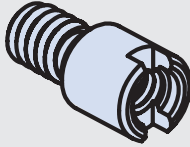
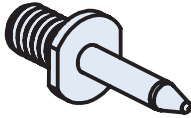
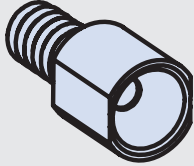



































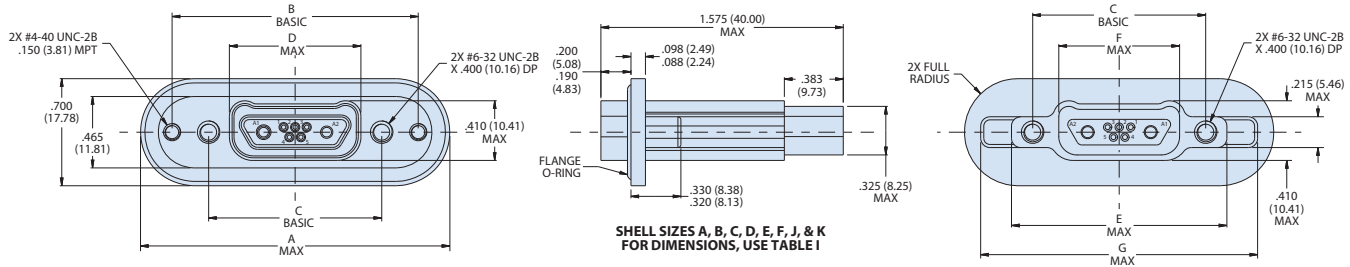
 <p>P Jackpost</p> <p>Connector supplied with non-removable jackpost. Shell size "m" has 8-32 unc-2b thread. Shell sizes "h" And "l" have 6-32 unc-2b thread. All other sizes Have 4-40 unc-2b thread.</p>	 <p>G Guide Pins</p> <p>Connector supplied with non-removable guide pins for blind mate applications. Mates with option "S" guide socket on corresponding plug connector.</p>	 <p>B Guide Socket</p> <p>Connector supplied with non-removable guide sockets for blind mate applications. Mates with option "G" guide pin on corresponding plug connector.</p>
---	--	--

Table 2 Arrangement Number

Arrangements with Size #23 Contacts	Arrangements with Size #16 Contacts	Arrangements with Size #12 Contacts
 A-5 5 #23  B-9 9 #23  C-13 13 #23	 B-2P2 2 #16  D-3P3 3 #16  D-7P2 5 #23, 2 #16	 G-13P2 11 #23, 2 #12  G-3P3 3 #12
 D-15 15 #23  E-19 19 #23	 E-11P2 9 #23, 2 #16  E-7P3 4 #23, 3 #16  F-14P3 11 #23, 3 #16	 H-10P4 6 #23, 4 #12  H-36P2 34 #23, 2 #12
 F-23 23 #23  G-33 33 #23	 F-15P2 13 #23, 2 #16  F-5P5 5 #16	 H-5P5 5 #12
 H-66 66 #23  J-33 33 #23	 H-29P7 22 #23, 7 #16  H-54P2 52 #23, 2 #16	 L-6P6 6 #12
 K-43 43 #23	 J-17P4 13 #23, 4 #16  J-25P2 23 #23, 2 #16	
 L-78 78 #23	 J-7P7 7 #16  K-27P4 23 #23, 4 #16	
 M-102 102 #23	 K-35P2 33 #23, 2 #16  K-9P9 9 #16  M-17P17 17 #16	

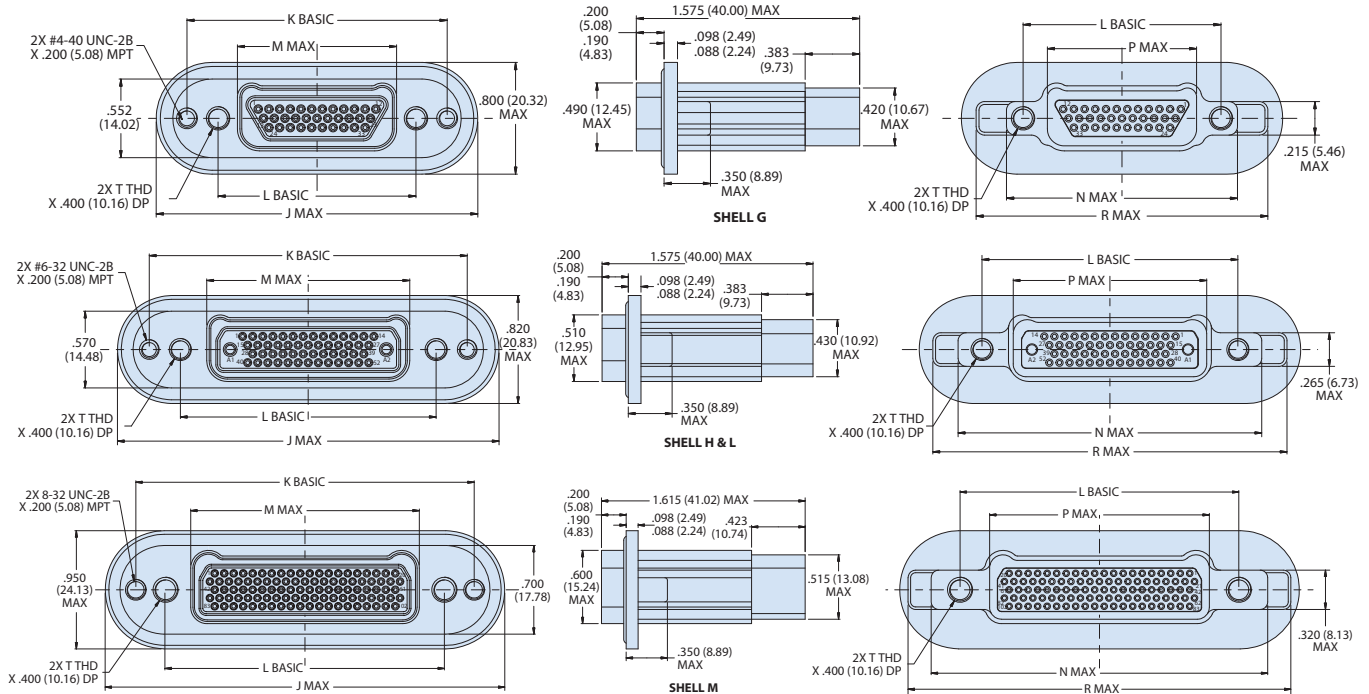
Hermetic Receptacle Connectors

791-070 Rear-Panel Mount Hermetic Feedthrough, Pin - Socket Scoop-Proof



791-070 Dimensions

Shell Size	A Oal		B Basic		C Basic		D Max		E Max		F Max		G Max	
	In.	mm.	In.	mm.	In.	mm.	In.	mm.	In.	mm.	In.	mm.	In.	mm.
A	1.750	44.45	1.300	33.02	0.750	19.05	0.490	12.45	0.565	14.35	0.410	10.41	1.035	26.29
B	1.950	49.53	1.475	37.47	0.900	22.86	0.630	16.00	0.715	18.16	0.560	14.22	1.185	30.10
C	2.025	51.43	1.600	40.64	1.050	26.67	0.780	19.81	0.865	21.97	0.710	18.03	1.335	33.91
D	2.125	53.97	1.700	43.18	1.125	28.58	0.860	21.84	0.965	24.51	0.785	19.94	1.410	35.81
E	2.325	59.06	1.800	45.72	1.275	32.39	1.010	25.65	1.115	28.32	0.935	23.75	1.560	39.62
F	2.325	59.06	1.925	48.90	1.425	36.20	1.160	29.46	1.265	32.13	1.085	27.56	1.710	43.43
J	2.915	74.04	2.400	60.96	1.800	45.72	1.530	38.86	1.615	41.02	1.460	37.08	2.085	52.96
K	3.110	78.99	2.675	67.94	2.175	55.24	1.910	48.51	2.015	51.18	1.835	46.61	2.460	62.48

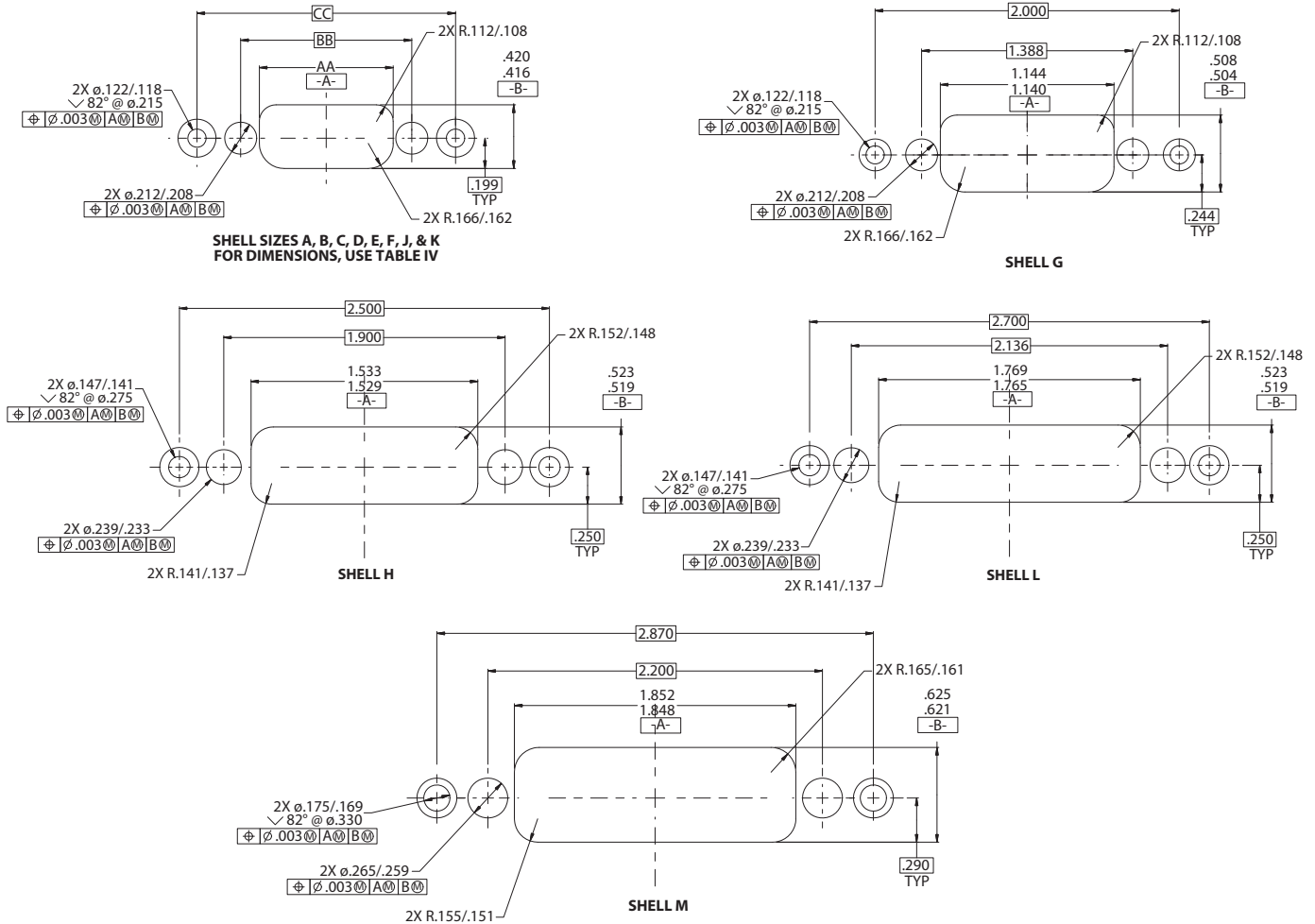


791-070 Dimensions

Shell Size	J Oal		K Basic		L Basic		M Max		N Max		P Max		R Max		S Basic		T Typ
	In.	mm.	In.	mm.	In.	mm.	In.	mm.	In.	mm.	In.	mm.	In.	mm.	In.	mm.	Unc 2-B
G	2.500	63.50	2.000	50.80	1.388	35.26	1.120	28.45	1.675	42.55	1.060	26.92	2.250	57.15	1.215	30.86	#6-32
H	3.050	77.47	2.500	63.50	1.900	48.26	1.510	38.35	2.275	57.79	1.442	36.63	2.850	72.39	1.800	45.72	#8-32
L	3.250	82.55	2.700	68.58	2.136	54.25	1.740	44.20	2.515	63.88	1.678	42.62	3.100	78.74	2.036	51.71	#8-32
M	3.375	85.73	2.870	72.90	2.200	55.88	1.800	45.72	2.580	65.53	1.745	44.32	3.200	81.28	2.200	55.88	#10-32

Hermetic Receptacle Connectors

791-070 Rear-Panel Mount Hermetic Feedthrough, Pin - Socket Scoop-Proof



791-070 Dimensions							
Shell Size	AA ±.002(0.05)		BB Basic		CC Basic		
	In.	mm.	In.	mm.	In.	mm.	
A	0.505	12.83	0.750	19.05	1.300	33.02	
B	0.655	16.64	0.900	22.86	1.475	37.47	
C	0.805	20.45	1.050	26.67	1.600	40.64	
D	0.880	22.35	1.125	28.58	1.700	43.18	
E	1.030	26.16	1.275	32.39	1.800	45.72	
F	1.180	29.97	1.425	36.20	1.925	48.90	
J	1.555	39.50	1.800	45.72	2.400	60.96	
K	1.930	49.02	2.175	55.24	2.675	67.94	