

D-Subminiature

289-087

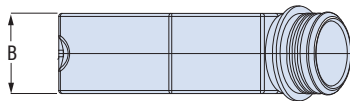
EMI Backshell, HiPer-D, Split Piggyback

- Split Backshell, HiPer-D
- Micro Band Shield Termination
- 60° Entry

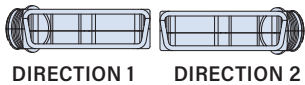
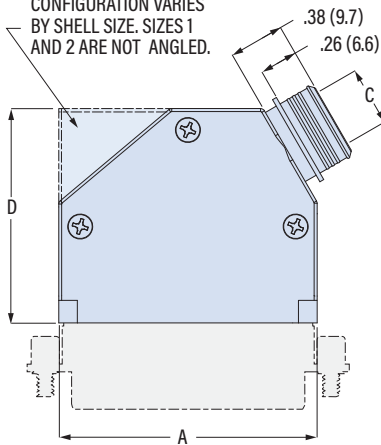


289-087

This accessory fits HiPer-D connectors with backshell groove. 280-018P, 280-019S, 280-046P, 280-047S



CONFIGURATION VARIES BY SHELL SIZE. SIZES 1 AND 2 ARE NOT ANGLED.



| Shell Size | A Max in | A Max mm | B Max in | B Max mm | Max Entry Size |
|------------|----------|----------|----------|----------|----------------|
| 1 | .894 | 22.7 | .550 | 14.0 | 10 |
| 2 | 1.218 | 30.9 | .550 | 14.0 | 12 |
| 3 | 1.760 | 44.7 | .550 | 14.0 | 16 |
| 4 | 2.408 | 61.2 | .550 | 14.0 | 18 |
| 5 | 2.297 | 58.3 | .654 | 16.6 | 18 |
| 6 | 2.422 | 61.5 | .716 | 18.2 | 18 |

EMI, Micro band, lightweight, 60° entry, HiPer-D piggyback. Lightweight, low profile two piece backshell fits HiPer-D® connectors with backshell groove (280-018P, 280-019S, 280-046P, 280-047S). Terminate cable shield with optional .12" width Micro band. Compatible with Glenair Series 77 lipped heat-shrink boots. Non-environmental. Backshell has 60° cable entry angle and large diameter banding porch for large wire bundles. Aluminum with passivated stainless steel screws.

PART NUMBER

Sample PN → **289-087** **MT** **5** **10** **-1** **K** **T**

| | | | | | | |
|-----------------|----------------|--------------------------|------------|----------|----------|----------|
| Base P/N | 289-087 | | | | | |
| Finish | TZ | Tin-Zinc | | | | |
| | MN | Mega-Nickel | | | | |
| | JF | Cadmium, Yel. Chromate | | | | |
| | ME | Electroless Nickel | | | | |
| | NF | Olive Drab Cadmium | | | | |
| | MT | Nickel-PTFE | | | | |
| | ZR | Black Zinc-Nickel | | | | |
| Shell Size | 1 | 2 | 3 | 4 | 5 | 6 |
| Entry Size | Entry Size | C Diameter | Shell Size | | | |
| | 04 | .250 (6.4) | 1-6 | | | |
| | 05 | .312 (7.9) | 1-6 | | | |
| | 06 | .375 (9.5) | 1-6 | | | |
| | 07 | .438 (11.1) | 1-6 | | | |
| | 08 | .500 (12.7) | 1-6 | | | |
| | 10 | .625 (15.9) | 1-6 | | | |
| | 12 | .750 (19.1) | 2-6 | | | |
| | 14 | .875 (22.2) | 3-6 | | | |
| | 16 | 1.000 (25.4) | 3-6 | | | |
| 18 | 1.125 (28.6) | 4-6 | | | | |
| Entry Direction | -1 | Direction 1 | | | | |
| | -2 | Direction 2 | | | | |
| Band | Omit | No Band | | | | |
| | K | Micro Band Included | | | | |
| | J | Micro Slim Band Included | | | | |
| | L | Micro-Max Band Included | | | | |
| Shrink Boot | Omit | No Heatshrink Boot | | | | |
| | T | Heatshrink Boot Included | | | | |

| Entry Size | C Max in | C Max mm | D Max in | D Max mm | Shell Size | Shrink Boot |
|------------|----------|----------|----------|----------|------------|-------------|
| 04 | .250 | 6.4 | 1.330 | 33.8 | 1-6 | 809S060-1H |
| 05 | .312 | 7.9 | 1.380 | 35.1 | 1-6 | 809S060-2H |
| 06 | .375 | 9.5 | 1.430 | 36.3 | 1-6 | 809S060-2H |
| 07 | .438 | 11.1 | 1.480 | 37.6 | 1-6 | 809S060-2H |
| 08 | .500 | 12.7 | 1.530 | 38.9 | 1-6 | 809S060-3H |
| 10 | .625 | 15.9 | 1.680 | 42.7 | 1-6 | 809S060-3H |
| 12 | .750 | 19.1 | 1.780 | 45.2 | 2-6 | 809S060-4H |
| 14 | .875 | 22.2 | 1.880 | 47.8 | 3-6 | 809S060-5H |
| 16 | 1.000 | 25.4 | 1.980 | 50.3 | 3-6 | 809S060-5H |
| 18 | 1.125 | 28.6 | 2.080 | 52.8 | 4-6 | 809S060-6H |

BAND OPTIONS

Terminate cable braid to backshell with optional band strap and banding tool. Pre-coiled bands are passivated stainless steel. Micro Slim bands have reduced thickness for weight reduction. Micro-Max bands are high-tension for lower-resistivity termination.

| Band Type and Width | Hand Tool | Pneumatic Tool |
|-----------------------|----------------|----------------|
| Micro: .12 (3.0) | 601-101 | 601-107 |
| Micro Slim: .12 (3.0) | 601-122 | 601-123 |
| Micro-Max: .12 (3.0) | 601-129 | 601-118 |