

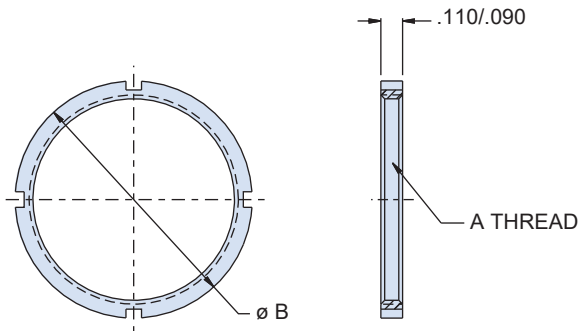
# SERIES 80 MIGHTY MOUSE CONNECTORS Accessories, Backshells, and Tools



## Standard Jam-Nut for Series 800, 801, 804, and 805 Jam-Nut Receptacles

### STANDARD SERIES 80 LOW PROFILE JAM-NUT

For replacement of lost or damaged standard low profile jam-nuts. Will fit Series 800, 801, 804, and 805 jam-nut receptacles. Use with Glenair spanner tool 600-146. See spanner wrench sockets for each series to get appropriate torque values.




How To Order			
Sample Part Number	809-094	-M	7
Series (See Table I)	809-094		
Shell Material and Finish	C = Aluminum / Black Anodize (Non-Conductive) RoHS Compliant M = Aluminum / Electroless Nickel NF = Aluminum / Cadmium with Olive Drab ZN = Aluminum / Zinc-Nickel with Olive Drab Chromate Z1 = Stainless Steel / Passivated		
Dash No.	See Dash Number Table		

Dash No.	Dash Number					A Thread Class 2B	B Dia
	800	801	804		805		
			-00 style	-07 style			
-1	5					.3125-28 UN-2B	0.43 (10.92)
-2	6	5				.3750-28 UN-2B	0.50 (12.70)
-3	7	6				.4375-28 UNEF-2B	0.56 (14.22)
-3-3				5		.4375-32 UN-2B	0.56 (14.22)
-4	8		5	6		.5000-32 UN-2B	0.62 (15.75)
-5					8	.5625-28 UN-2B	0.68 (17.27)
-5-5	9	7, 8	6			.5625-32 UN-2B	0.68 (17.27)
-6		9		7, 8		.6250-28 UN-2B	0.75 (19.05)
-6-6	10					.6250-32 UN-2B	0.75 (19.05)
-7		10	7, 8	9	9, 10	.6875-28 UN-2B	0.81 (20.57)
-8	12	11	9	10	11	.7500-28 UN-2B	0.87 (22.10)
-9			10	11	12	.8125-28 UN-2B	0.93 (23.62)
-10	14	13	11	12	13	.8750-28 UN-2B	1.00 (25.40)
-11	15					.9375-28 UN-2B	1.06 (26.92)
-12			12	14	15	1.0000-28 UN-2B	1.12 (28.45)
-13		16	14	15		1.0625-20 UN-2B	1.18 (29.97)
-14		17	15			1.1250-28 UN-2B	1.25 (31.75)
-15					18	1.1875-28 UN-2B	1.31 (33.27)
-16		19			19	1.2500-28 UN-2B	1.37 (34.80)
-18		21			21	1.3750-28 UN-2B	1.50 (38.10)
-20					23	1.5000-28 UN-2B	1.62 (41.15)

Standard Length Jam-Nut Spanner Wrench  
Socket and Recommended Torque Values

**600-146 SPANNER WRENCH SOCKET FOR SERIES 800, 801, AND 804 (SHELL STYLE 07) JAM-NUTS**



For use with Series 800, 801, 804. 3/8" square drive for use with torque wrench. Heat-treated steel, nickel plated.

How To Order		
Sample Part Number	600-146	07
Series	600-146	
Dash No.	See Dash Number Table	


**NOTES**

- To order as a kit, replace dash number with "KIT" i.e.: substitute 600-146-XX with 600-146-KIT.
- Kit consists of all connector family shell size tools

Dash Number Table							
Series 800		Series 801		Series 804*		Recommended Torque In/Lbs	
Shell Size	Dash No	Shell Size	Dash No	Shell Size	Dash No	Min	Max
5	01	5	02	5	03	20	25
6	02	6	03	6	04	20	25
7	03	7	05	7	06	20	25
8	04	8	05	8	06	20	25
9	05	9	06	9	07	25	30
10	06	10	07	10	08	25	30
12	08	11	08	12	10	25	30
		13	10	14	12	25	30
		16	13	15	13	25	30
		17	14			25	30
		19	16			25	30
		21	17			25	30

\*Rear Mount Only. See 600-147 for front mount tool. Not for use with 804-009 panel mount plug, see 600-147 for panel mount plug tool.

**600-147 SPANNER WRENCH SOCKET FOR SERIES 804 (SHELL STYLE 00) AND 804-009 JAM-NUTS**




For use with Series 804 front panel mount. 3/8" square drive for use with torque wrench. Heat-treated steel, nickel plated.

How To Order		
Sample Part Number	600-147	7
Series	600-147	
Dash No.	See Dash Number Table	

Dash No	Jam Nut Thread Size (Ref)	Recommended Torque In/Lbs	
		Min	Max
5	0.5000	20	25
6	0.5625	20	25
6-1	0.6250	20	25
7	0.6875	20	25
8	0.6875	20	25
9	0.7500	25	25
10	0.8125	25	30
11	.08750	25	30
12	1.0000	25	30
14	1.0625	25	30
15	1.1250	25	30

**NOTES**

- To order as a kit, replace dash number with "KIT" i.e.: substitute 600-147-XX with 600-147-KIT.
- Kit consists of all connector family shell size tools




# SERIES 80 MIGHTY MOUSE CONNECTORS Accessories, Backshells, and Tools



## Standard Length Jam-Nut Spanner Wrench Socket and Recommended Torque Values

### 600-154 SPANNER WRENCH SOCKET FOR SERIES 805 LOW PROFILE JAM-NUTS




Use these tools to tighten Series 805 jam-nuts. 3/8" square drive for use with torque wrenches. Heat-treated steel, nickel plated.

How To Order		
Sample Part Number	600-154	11
Series	600-154	
Dash No.	See Dash Number Table	

Dash Number Table			
Series 805		Recommended Torque Value	
Shell Size	Dash No	Min	Max
8	<b>08</b>	20	25
9, 10	<b>09</b>	20	25
11	<b>11</b>	20	25
12	<b>12</b>	25	30
13	<b>13</b>	25	30
15	<b>15</b>	25	30
18	<b>18</b>	25	30
19	<b>19</b>	25	30
21	<b>21</b>	25	30
23	<b>23</b>	25	30
All Shell Sizes	<b>KIT</b>		

#### NOTES

- To order as a kit, replace dash number with "KIT" i.e.: substitute 600-154-**XX** with 600-154-**KIT**.
- Kit consists of all connector family shell size tools




# SERIES 80 MIGHTY MOUSE CONNECTORS Accessories, Backshells, and Tools



## Extended Length Jam-Nut Spanner Wrench Socket and Recommended Torque Values

### EXTENDED LENGTH SPANNER WRENCH SOCKET FOR SERIES 80 LOW PROFILE JAM-NUTS FOR EXTENDED LENGTH JAM-NUT CONNECTORS WITH SIZE #8 CONTACT ARRANGEMENTS



Extended length spanner wrench sockets are used to tighten jam-nuts for Series 801 and 805 connectors with size #8 contacts requiring a longer shell. For use 3/8" square drive. Nickel-plated heat-treated steel.

How To Order		
Sample Part Number	600-197	-05
Series	600-197	
Dash No.	See Dash Number Table	


To order as a kit, replace dash number with connector series number. For example, substitute 600-197-05 with 600-197-801 for Series 801.

*Kit consists of all connector series shell size tools*

Dash Number Table		
Dash No	Series 801 Shell Size	Series 805 Shell Size
05	8	-
07	-	10
13	16	-
14	17	-
15	-	18
16	19	19
17	21	21
18	-	23

### LOW PROFILE JAM-NUT TORQUE VALUES

Series 801 and 805 Recommended Torque Values				
Dash No	801 Series Shell Size	805 Series Shell Size	Recommended Torque Value In-lbs.	
			Min.	Max.
05	8	-	20	25
07	-	10	20	25
13	16	-	25	30
14	17	-	25	30
15	-	18	25	30
16	19	19	25	30
17	21	21	25	30
18	-	23	25	30



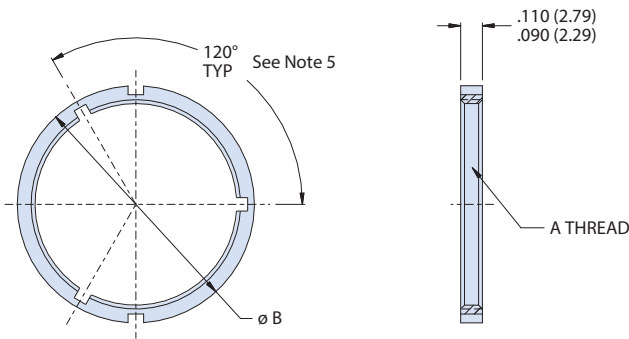
# SERIES 80 MIGHTY MOUSE CONNECTORS Accessories, Backshells, and Tools



## Low Profile Series 803 Jam-Nut and Spanner Wrench Socket

### SERIES 803 LOW PROFILE JAM-NUT

For replacement of lost or damaged standard low profile jam-nuts. Will fit Series 803 jam-nut receptacles. Use with Glenair spanner tool 600-146. See spanner wrench socket for series to get appropriate torque values.



How To Order			
Sample Part Number	809-183	-M	1
Series (See Table I)	809-183		
Shell Material and Finish	C = Aluminum / Black Anodize (Non-Conductive) RoHS Compliant M = Aluminum / Electroless Nickel NF = Aluminum / Cadmium with Olive Drab ZN = Aluminum / Zinc-Nickel with Olive Drab Chromate Z1 = Stainless Steel / Passivated		
Dash No.	See Table I		

Table I: Dash Number			
Dash No.	803 Series Shell Size	A Thread Class 2B	B Dia
1	5	.3750-32 UN-2B	.50 (12.70)
2	6	.4375-28 UNEF-2B	.56 (14.22)
3	7	.5625-32 UN-2B	.68 (17.27)
4	8,9	.6250-28 UN-2B	.75 (19.05)
5	10	.7500-28 UN-2B	.88 (22.35)
6	12	.8750-28 UN-2B	1.00 (25.40)
7	14	1.0625-20 UN-2B	1.18 (29.97)

### SPANNER WRENCH SOCKET FOR SERIES 803 LOW PROFILE JAM-NUTS




Use these tools to tighten Series 803 jam-nuts. 1/4" or 3/8" square drive for use with torque wrenches. Heat-treated steel, nickel plated.

How To Order		
Sample Part Number	600-137	-12
Series	600-137	
Shell Size	See Shell Size Table	

Series 803 Shell Size			
Shell Size	Drive Square	Shell Size	Drive Square
5	1/4"	10	3/8"
6	1/4"	12	3/8"
7	1/4"	14	3/8"
8,9	3/8"	15	3/8"

Series 803 Recommended Torque Values		
Shell Size	Inch Lbs.	
	Min	Max
5	20	25
6	20	25
7, 8	20	25
9	20	25
10	20	25
12	25	30
14	25	30
15	25	30

ACCESSORIES, BACKSHELLS, AND TOOLS



# SERIES 80 MIGHTY MOUSE CONNECTORS Accessories, Backshells, and Tools



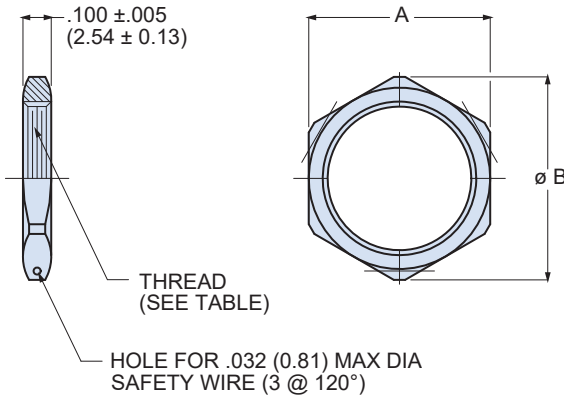
## Hex Nut with Wire Holes for Series 80 Jam-Nut Receptacles

### HEX JAM NUTS FOR MIGHTY MOUSE RECEPTACLES



Replace low-profile spanner-style jam nuts with hex nuts for applications where jam nuts must be safety-wired to prevent loosening. These hex nuts fit all standard Series 80 jam nut receptacles except for Series 803 bayonet-coupling versions. Use Glenair Modification Code 501 to specify hex nuts to be supplied with connector.

How To Order				
Sample Part Number	809-035	-M	03	W
Series (See Table I)	809-035			
Shell Material and Finish	<b>C</b> = Aluminum / Black Anodize (Non-Conductive) RoHS Compliant <b>M</b> = Aluminum / Electroless Nickel <b>NF</b> = Aluminum / Cadmium with Olive Drab <b>ZN</b> = Aluminum / Zinc-Nickel with Olive Drab Chromate <b>ZI</b> = Stainless Steel / Passivated			
Dash No.	See Table			
Wire Holes	<b>W</b> = Wire Holes <b>Omit</b> for none			



Dash No	Thread Size Class 2B	Dimensions	
		A Hex	B Dia.
01	.2500-32 UNEF	.375 (9.52)	.403 (10.24)
02	.3125-28 UN	.4375 (11.11)	.475 (12.07)
03	.3125-32 UNEF	.4375 (11.11)	.475 (12.07)
04	.3750-28 UN	.500 (12.70)	.547 (13.89)
05	.4375-28 UNEF	.5625 (14.29)	.620 (15.75)
23	.5000-32 UN	.625 (15.88)	.690 (17.53)
06	.5625-24 UNEF	.6875 (17.46)	.755 (19.18)
16	.5625-28 UN	.6875 (17.46)	.755 (19.18)
07	.5625-32 UN	.6875 (17.46)	.755 (19.18)
08	.6250-28 UN	.750 (19.05)	.830 (21.08)
09	.6875-28 UN	.8125 (20.64)	.898 (22.81)
10	.7500-28 UN	.875 (22.23)	.970 (24.64)
17	.8125-28 UN	.9375 (23.81)	1.030 (26.16)
11	.8750-28 UN	1.000 (25.40)	1.078 (27.38)
12	.9375-20 UNEF	1.0625 (26.99)	1.187 (30.15)
13	.9375-28 UN	1.063 (27.00)	1.187 (30.15)
18	1.0000-28 UN	1.125 (28.58)	1.200 (30.48)
14	1.0625-20 UN	1.188 (30.18)	1.264 (32.11)
15	1.1250-28 UN	1.250 (31.75)	1.325 (33.65)
19	1.1875-28 UN	1.313 (33.35)	1.415 (35.94)
20	1.2500-28 UN	1.375 (34.92)	1.490 (37.85)
22	1.3750-28 UN	1.500 (38.10)	1.625 (41.28)
21	1.5000-28 UN	1.625 (41.28)	1.750 (44.45)