


# MICRO-D MIL-DTL-83513 Type Hermetic Connectors



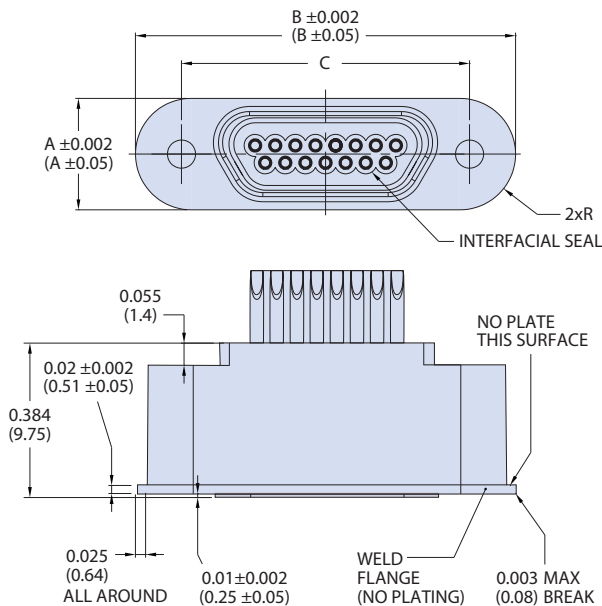
## GLI-24042-1 Front weld panel mount receptacle, PC tail or solder cup socket contacts



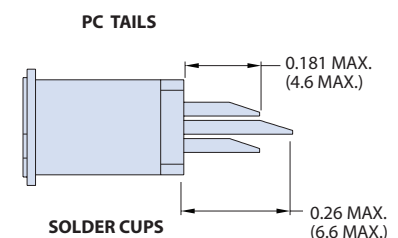
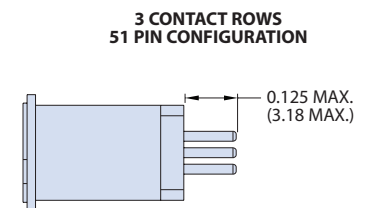
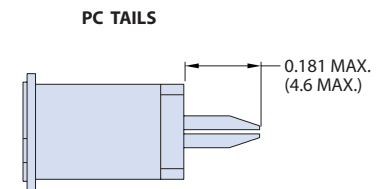
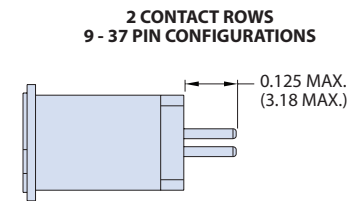
**MATES WITH ALL 83513 Pin Connectors**

Micro-D hermetic connectors feature Kovar® alloy shells, in compliance with applicable MIL-DTL-83513 space requirements, and a matched glass-to-metal seal. Helium leak rate is  $1 \times 10^{-7}$  cc's per second. Connectors are 100% intermateable with standard connectors. GLI-24042-1 connectors are available with solder cup or PC tail socket contacts. Socket contacts are Kovar® alloy with gold plating. Front panel mount design requires soldering, brazing or welding to panel.

HOW TO ORDER			
Sample Part Number	GLI-24042-1	-21	-SC
Series	GLI-24042-1 = Glass Sealed Hermetic Receptacle		
Contact Layout	9, 15, 21, 25, 31, 37, 51		
Contact Type	SP = Socket PC tail termination SC = Socket solder cup termination		



DIMENSIONS			
Layout	A	B	C - Basic
9	0.277 (7.04)	0.795 (20.19)	0.565 (14.35)
15	0.277 (7.04)	0.945 (24.00)	0.715 (18.16)
21	0.277 (7.04)	1.095 (27.81)	0.865 (21.97)
25	0.277 (7.04)	1.195 (30.35)	0.965 (24.51)
31	0.277 (7.04)	1.345 (34.16)	1.115 (28.32)
37	0.277 (7.04)	1.495 (37.97)	1.265 (32.13)
51	0.320 (8.13)	1.445 (36.70)	1.215 (30.86)



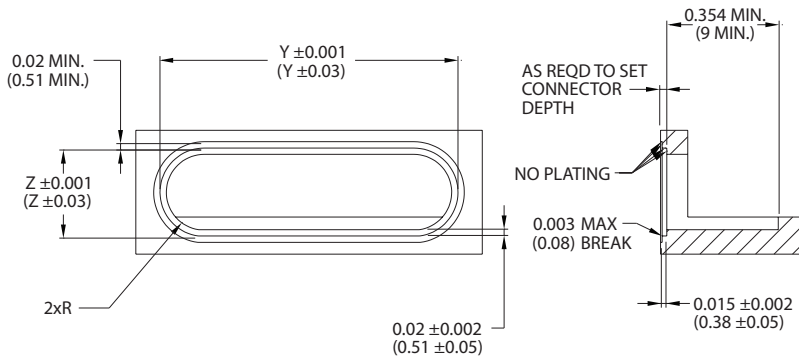
# MICRO-D MIL-DTL-83513 Type Hermetic Connectors



## GLI-24042-1

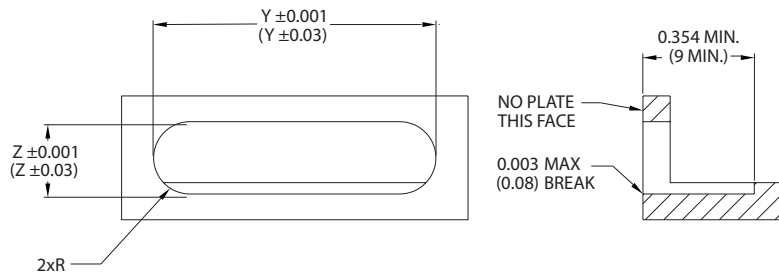
Front weld panel mount receptacle, PC tail or solder cup socket contacts

### GLI-24042-1 WELD CAVITY DETAIL (BUTT WELD)



PANEL CUTOUT DIMENSIONS		
Layout	Butt Weld	
	Y	Z
9	0.798 (20.27)	0.280 (7.11)
15	0.948 (24.08)	0.280 (7.11)
21	1.098 (27.89)	0.280 (7.11)
25	1.198 (30.43)	0.280 (7.11)
31	1.348 (34.24)	0.280 (7.11)
37	1.498 (38.05)	0.280 (7.11)
51	1.448 (36.78)	0.323 (8.20)

### GLI-24042-1 WELD CAVITY DETAIL (LAP WELD)



PANEL CUTOUT DIMENSIONS		
Layout	Lap Weld	
	Y	Z
9	0.748 (19.00)	0.230 (5.84)
15	0.898 (22.81)	0.230 (5.84)
21	1.048 (26.62)	0.230 (5.84)
25	1.148 (29.16)	0.230 (5.84)
31	1.298 (32.97)	0.230 (5.84)
37	1.448 (36.78)	0.230 (5.84)
51	1.398 (35.51)	0.273 (6.93)

#### NOTES

- Glenair's GLI-24042-1 hermetic connector mates with all standard MIL-DTL-83513 pin connectors
- The connector may be back potted.

#### PERFORMANCE:

- Hermeticity:  $1 \times 10^{-7}$  SCCHE/SEC @ 1 atmosphere differential.
- Dielectric withstanding voltage: sea level 150 VAC.
- Insulator resistance: 5000 megaohms min.
- Insulator, hermetic: full glass
- O-ring: as specified

#### MATERIAL/FINISH

- Shell: Kovar® alloy / electro-deposited nickel
- Socket contacts: Kovar® alloy / gold plate
- Insulator: full glass / N.A.
- Interfacial seal: fluorosilicone elastomer / N.A.