

The miniature high-speed connector with mil-spec pedigree connector and contact packaging

HIGH-SPEED PROTOCOLS AND INSERT ARRANGEMENTS

SUPPORTED HIGH-SPEED PROTOCOLS

Shell Sizes and contact arrangements optimized for today's popular high-speed protocols

 21 Display Port 1.2	 21 HDMI 2.0	 25 DVI-D Dual	 21 DVI-D Single
 15 SATA Gen 1, 2, and 3	 15 USB 3.0 SuperSpeed	 15 Up To: Cat 6A (10GBASE-T Ethernet)	 31 Camera Link

PREWIRED PIGTAIL AND BACK-TO-BACK CABLES

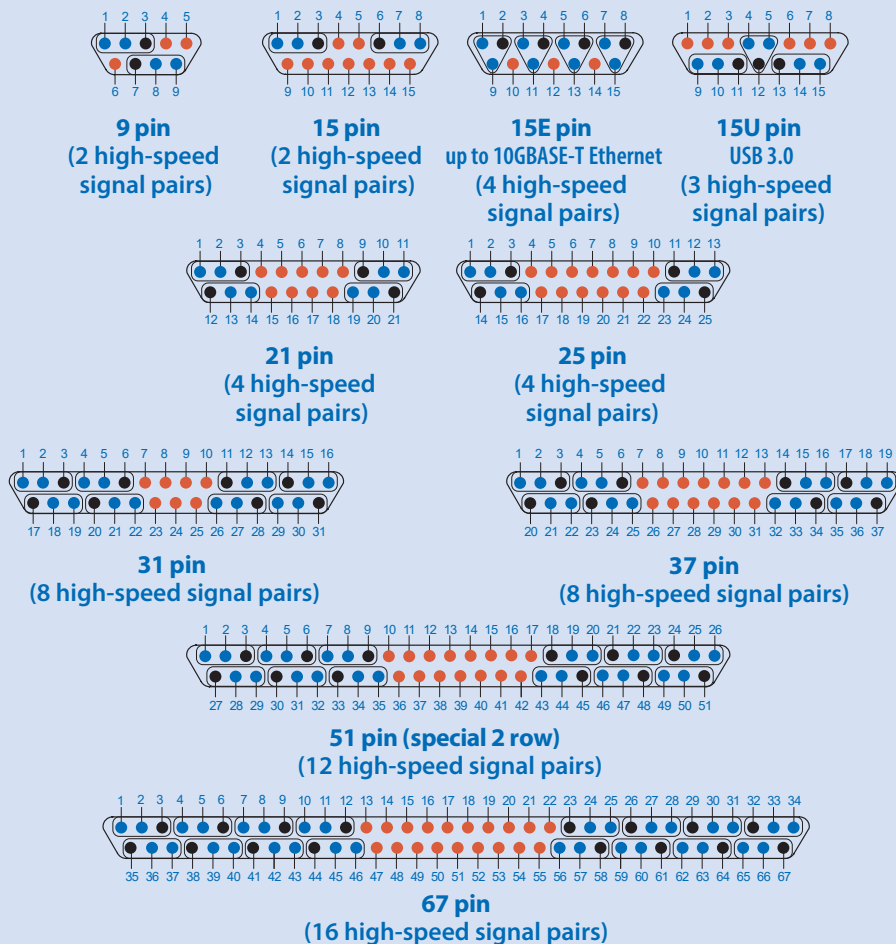


Turnkey, prewired plug and receptacle cable connectors are available as single-ended pigtailed or back-to-back cable assemblies with pin or socket contacts per customer requirements. Shielded twisted pair (STP) wiring for differential data pairs is supplied in either 100 or 90 Ohms with a selection of jacketing and color. Discrete hookup wires may be specified in #28 or #30 gauge. Variable lengths of the assembly may be specified in 1 inch increments.

High-Speed Micro-D contact arrangements face view pin connector

Contact arrangements follow wiring diagrams on page 9. Contact factory if custom wiring diagram is needed.

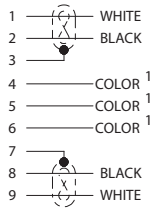
- high-speed signal pair
- signal-pair drain wire
- low-speed signal or power contacts



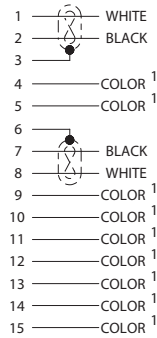
Wiring Diagrams

Wiring diagrams are defined below for catalog part numbers. Contact factory if custom wiring diagram is needed.

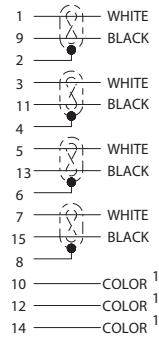
9 POSITION



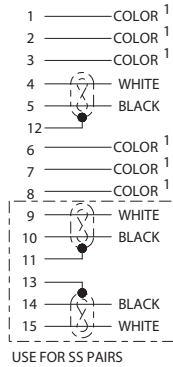
15 POSITION



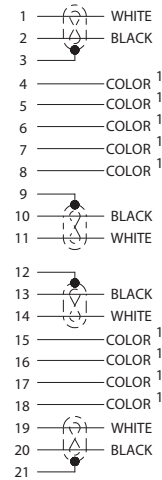
15E POSITION



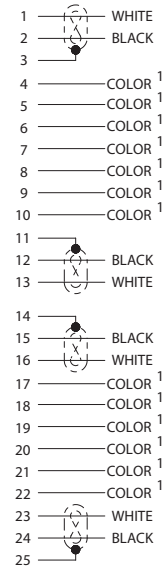
15U POSITION



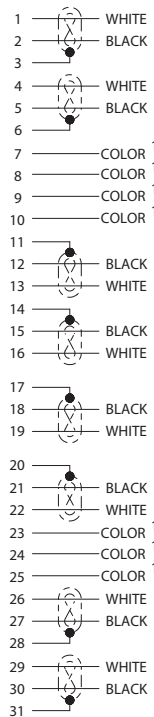
21 POSITION



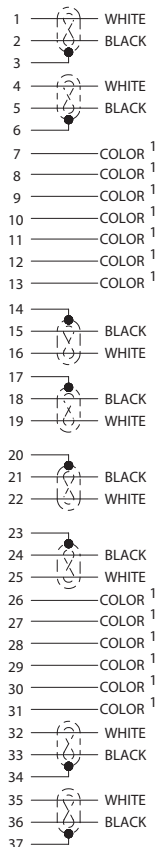
25 POSITION




31 POSITION



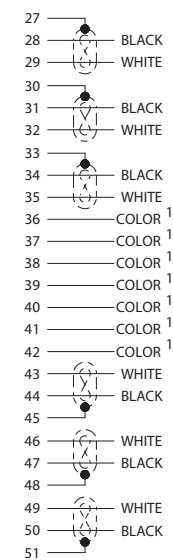
37 POSITION




51 POSITION




51 POSITION



67 POSITION



67 POSITION



WIRING DIAGRAMS