

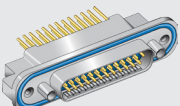
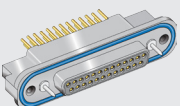
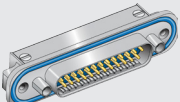
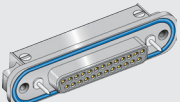
Reference and Technical Data

Introduction to Combo HiPer-D Connectors	Page B-2
Contact Arrangements	Page B-3
Materials and Finishes	Page B-4
Performance Specifications	Page B-5




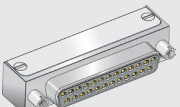
Crimp Termination - for Attaching Wires

Inline		280-018 Pin Page B-6		280-019 Socket Page B-8
Rear Panel Mount		280-020 Pin Page B-10		280-021 Socket Page B-12
Float Mount		280-030 Pin Page B-14		280-031 Socket Page B-16
Integral Banding Platform		280-086 Pin Page B-18		280-087 Socket Page B-20

PC Board - with Panel O-Ring

Straight PCB		280-022 Pin Page B-22		280-023 Socket Page B-24
Right Angle PCB		280-024 Pin Page B-26		280-025 Socket Page B-28

PC Board - with Low Profile Flange

Straight PCB		280-026 Pin Page B-30		280-027 Socket Page B-32
Right Angle PCB		280-028 Pin Page B-34		280-029 Socket Page B-36

B