

# MICRO-CRIMP RECTANGULAR CONNECTORS

## Series 793 Dual-Bay



### Series 793 Features and Insert Arrangements

SERIES 793 DUAL-BAY



### Series 793 Dual-Bay

The Series 793 connector is a high reliability aerospace-grade rectangular connector with two inserts for up to 204 contacts. The 793 connector saves size and weight compared to legacy rack-and-panel types. The tight-tolerance scoop-proof shell and recessed contacts guarantee accurate alignment and trouble-free service. Contact sizes are #23, #16, #12, and #8 in eight insert arrangements.

### Connector Types

#### Crimp, Rear Release


793 connectors have metal retention clips inside the contact cavities. Wired contacts snap into connector bodies and can be removed with a release tool. Size 23 contacts are included with connector. Other sizes are ordered separately.

#### PCB Termination

793 connectors are available in straight tail or 90° PCB versions. Connectors have factory-installed PCB terminals. Terminals are epoxy sealed and are compatible with conformal coatings.

### Contact Sizes

Size 23 (#22 – #28 AWG wire)  
 Size 16 (#16 – #20 AWG wire)  
 Size 12 (#12 – #14 AWG wire)  
 Size 8 (#8 AWG wire)



### Panel Mounting

Space-saving Series 793 connectors are designed for rear panel installation. Panel mounting holes have stainless steel #6-32 self-locking threaded inserts.

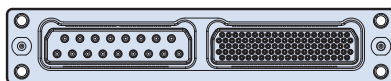
### Environmental Protection

793 crimp connectors have fluorosilicone wire grommets and interfacial seals for ingress protection. PCB versions have epoxy-sealed terminals.

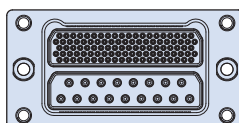
### Horizontal or Vertical

793 connectors have two inserts arranged side-by-side or top-and-bottom:

#### Horizontal




#### Vertical



### Blind Mating

Series 793 connectors have precision machined shells and guide pins for use in blind mate rack-and-panel applications.



### EMI Shielding

#### Ground Springs

Optional ground springs provide low, stable shell-to-shell resistance. Available on 793 receptacles.

#### 90° PCB Shroud

Right angle PCB connectors have a metal shroud over contact tails for EMI shielding.

#### EMI Backshell

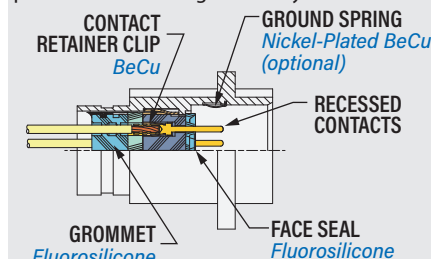
Crimp connectors have grooves for attaching EMI backshells. Terminate cable shield to backshell with **BandMaster ATS**® band strap.



### Hardware Options

Hardware options include guide pins, jackscrews or screwlocks.

**Scoop-Proof Interface** Series 793 pin contacts are recessed to protect them from damage. Connectors become non-scoop proof at parallel horizontal angles of entry from 16°–47°.



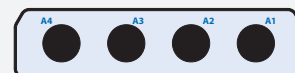
### INSERT ARRANGEMENTS

Identification numbers are mating face of plug (socket) connector



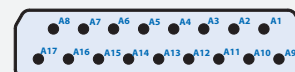
**102**

102 #23 Contacts



**4W4**

4 #8 Contacts




**17W17**

17 #16 Contacts



**68W2**

66 #23, 2 #12 Contacts



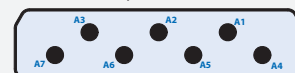
**40W4**

36 #23, 4 #12 Contacts



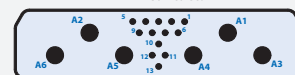
**74W4**

70 #23, 4 #16 Contacts



**7W7**

7 #12 Contacts



**19W6**

13 #23, 6 #12 Contacts