

SERIES 79 MICRO-CRIMP RECTANGULAR CONNECTORS

PCB Footprints for Series 790 and 791

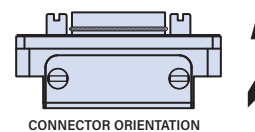
SERIES
79
TM

90° PCB Footprints for Series 790 and 791 Connectors



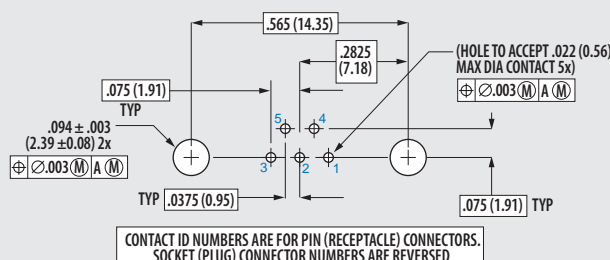
PCB FOOTPRINTS FOR SERIES 790 AND 791 CONNECTORS WITH 90° TAILS

PCB hole patterns are shown for the *component mounting side* of the circuit board.
Circuit board drill patterns for Series 790 and 791 connectors with 90° tails: 790-036, 790-037, 790-041, 790-042, 791-011, 791-012, 791-016, 791-032



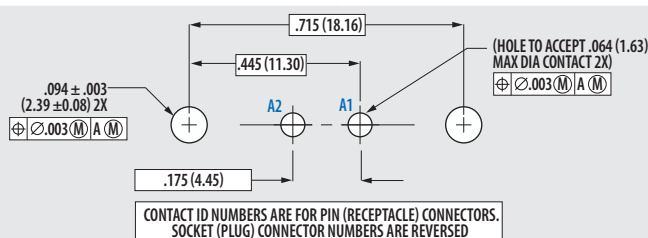
A-5

Contact numbers are mating face of pin connector.
Socket connector contact numbers are reversed.



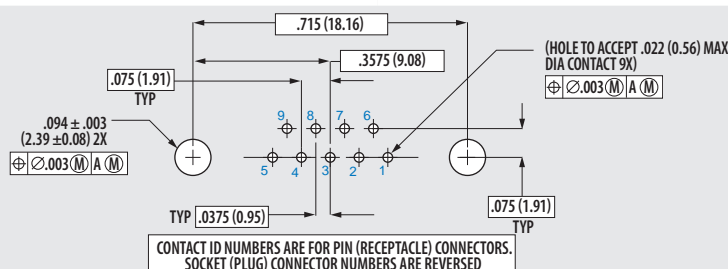
B-2P2

Contact numbers are mating face of pin connector.
Socket connector contact numbers are reversed.



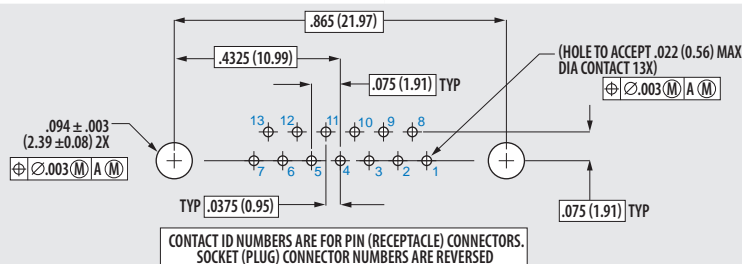
B-9

Contact numbers are mating face of pin connector.
Socket connector contact numbers are reversed.



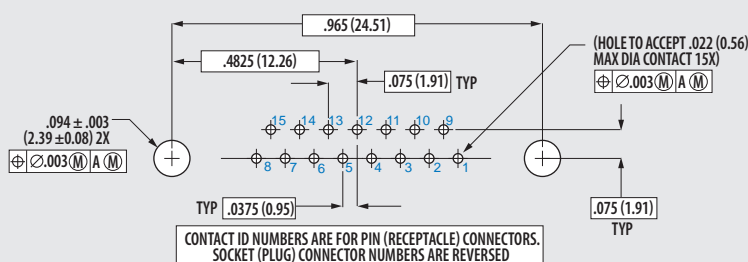
C-13

Contact numbers are mating face of pin connector.
Socket connector contact numbers are reversed.



D-15

Contact numbers are mating face of pin connector.
Socket connector contact numbers are reversed.



SERIES 79 MICRO-CRIMP RECTANGULAR CONNECTORS

PCB Footprints for Series 790 and 791


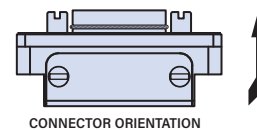


90° PCB Footprints for Series 790 and 791 Connectors

PCB FOOTPRINTS FOR SERIES 790 AND 791 CONNECTORS WITH 90° TAILS

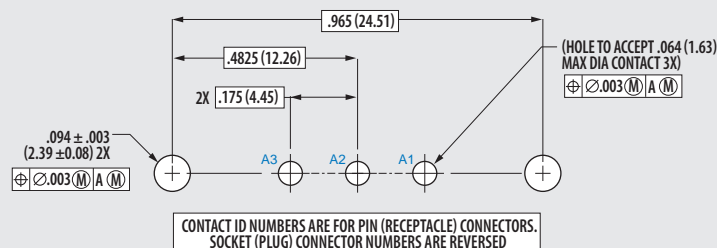


PCB hole patterns are shown for the *component mounting side* of the circuit board.
Circuit board drill patterns for Series 790 and 791 connectors with 90° tails: 790-036, 790-037, 790-041, 790-042, 791-011, 791-012, 791-016, 791-032



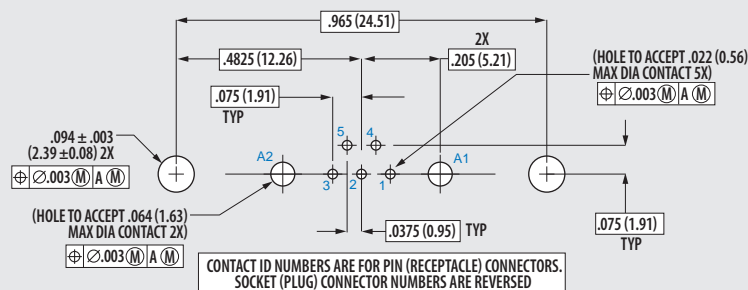
D-3P3

Contact numbers are mating face of pin connector.
Socket connector contact numbers are reversed.



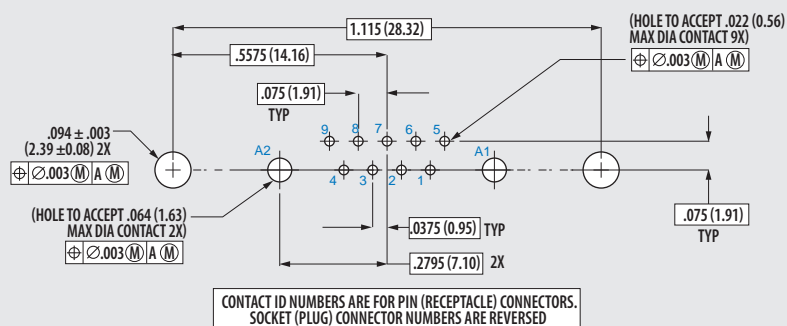
D-7P2

Contact numbers are mating face of pin connector.
Socket connector contact numbers are reversed.



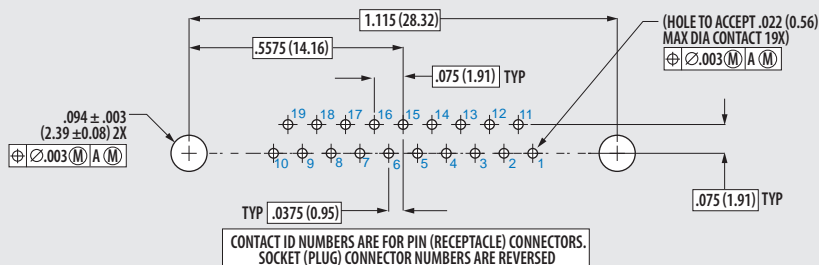
E-11P2

Contact numbers are mating face of pin connector.
Socket connector contact numbers are reversed.



E-19

Contact numbers are mating face of pin connector.
Socket connector contact numbers are reversed.



SERIES 79 MICRO-CRIMP RECTANGULAR CONNECTORS

PCB Footprints for Series 790 and 791

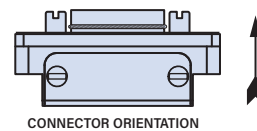
SERIES
79
TM

90° PCB Footprints for Series 790 and 791 Connectors

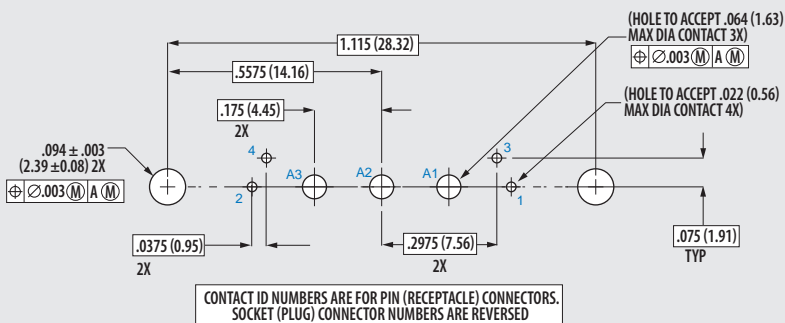


PCB FOOTPRINTS FOR SERIES 790 AND 791 CONNECTORS WITH 90° TAILS

PCB hole patterns are shown for the *component mounting side* of the circuit board.
Circuit board drill patterns for Series 790 and 791 connectors with 90° tails: 790-036, 790-037, 790-041, 790-042, 791-011, 791-012, 791-016, 791-032

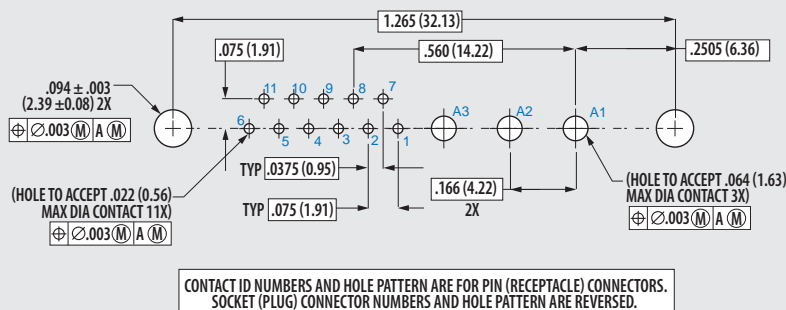


Contact numbers are mating face of pin connector.
Socket connector contact numbers are reversed.

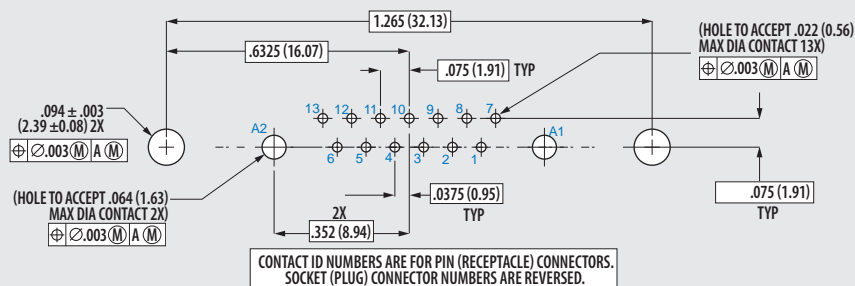


Contact numbers are mating face of pin connector.
Socket connector contact numbers are reversed.

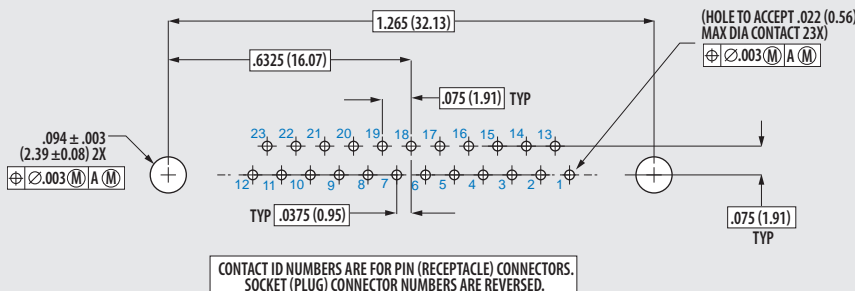
Non-symmetrical arrangement
Pattern must be reversed for use with plug (socket) connector.



Contact numbers are mating face of pin connector.
Socket connector contact numbers are reversed.



Contact numbers are mating face of pin connector.
Socket connector contact numbers are reversed.



SERIES 79 MICRO-CRIMP RECTANGULAR CONNECTORS

PCB Footprints for Series 790 and 791

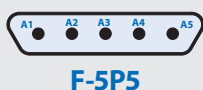
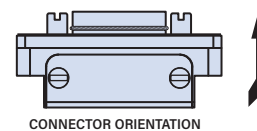


90° PCB Footprints for Series 790 and 791 Connectors

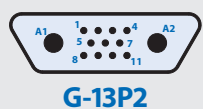
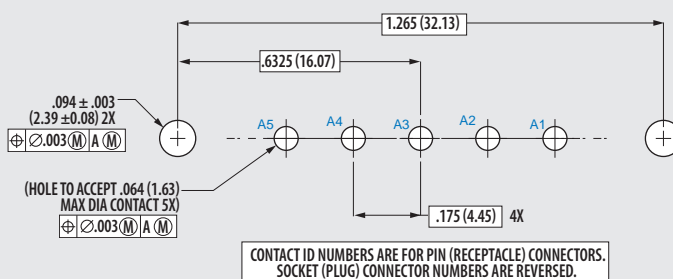
PCB FOOTPRINTS FOR SERIES 790 AND 791 CONNECTORS WITH 90° TAILS



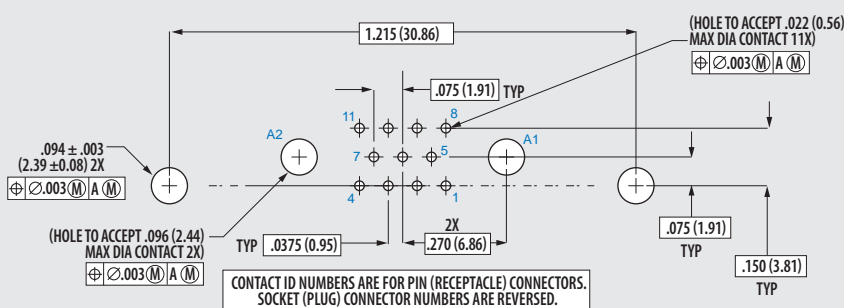
PCB hole patterns are shown for the *component mounting side* of the circuit board.
Circuit board drill patterns for Series 790 and 791 connectors with 90° tails: 790-036, 790-037, 790-041, 790-042, 791-011, 791-012, 791-016, 791-032



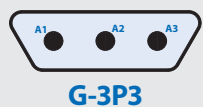
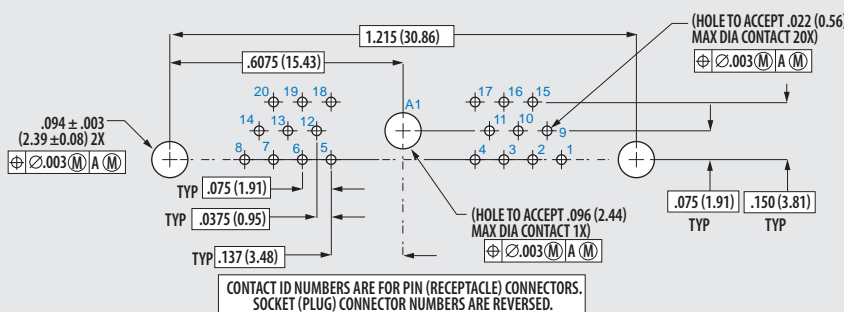
Contact numbers are mating face of pin connector.
Socket connector contact numbers are reversed.



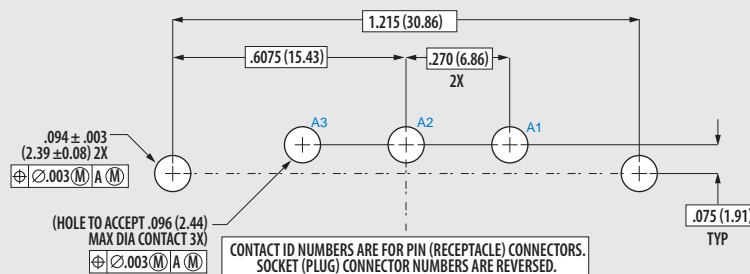
Contact numbers are mating face of pin connector.
Socket connector contact numbers are reversed.



Contact numbers are mating face of pin connector.
Socket connector contact numbers are reversed.



Contact numbers are mating face of pin connector.
Socket connector contact numbers are reversed.



SERIES 79 MICRO-CRIMP RECTANGULAR CONNECTORS

PCB Footprints for Series 790 and 791

SERIES
79
TM

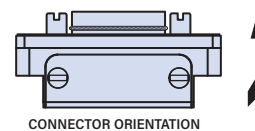
90° PCB Footprints for Series 790 and 791 Connectors



PCB FOOTPRINTS FOR SERIES 790 AND 791 CONNECTORS WITH 90° TAILS

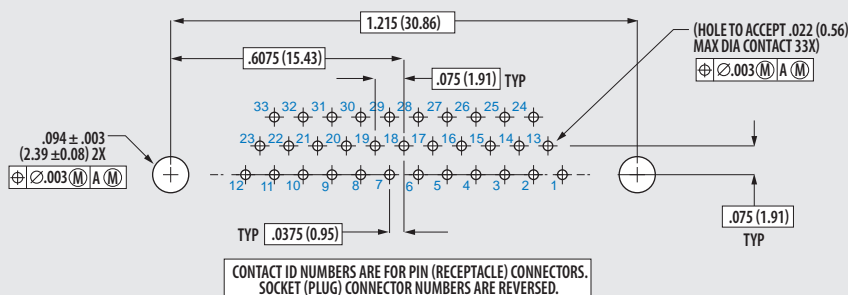
PCB hole patterns are shown for the **component mounting side** of the circuit board.

Circuit board drill patterns for Series 790 and 791 connectors with 90° tails: 790-036, 790-037, 790-041, 790-042, 791-011, 791-012, 791-016, 791-032



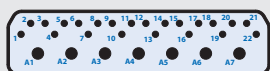
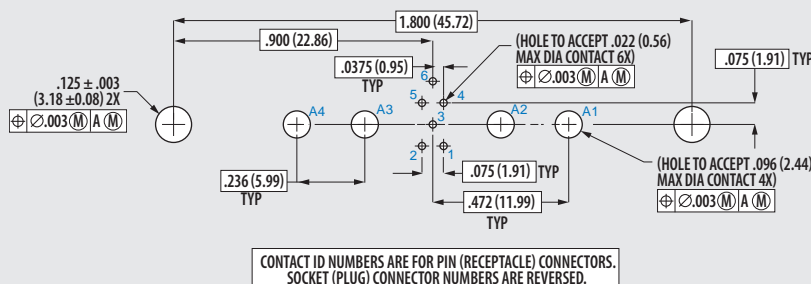
G-33

Contact numbers are mating face of pin connector.
Socket connector contact numbers are reversed.




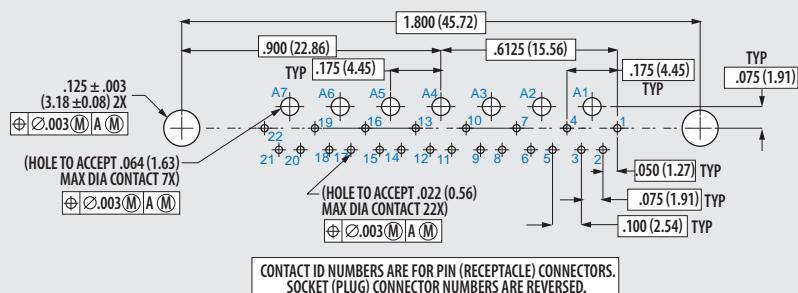
H-10P4

Contact numbers are mating face of pin connector.
Socket connector contact numbers are reversed.



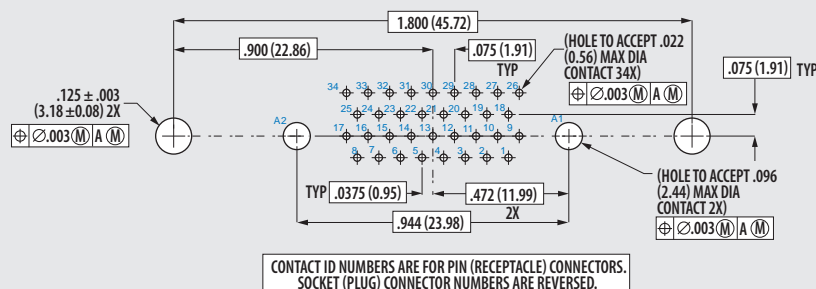
H-29P7

Contact numbers are mating face of pin connector.
Socket connector contact numbers are reversed.



H-36P2

Contact numbers are mating face of pin connector.
Socket connector contact numbers are reversed.



SERIES 79 MICRO-CRIMP RECTANGULAR CONNECTORS

PCB Footprints for Series 790 and 791

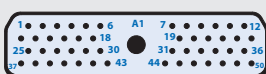
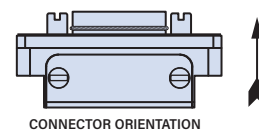


90° PCB Footprints for Series 790 and 791 Connectors

PCB FOOTPRINTS FOR SERIES 790 AND 791 CONNECTORS WITH 90° TAILS


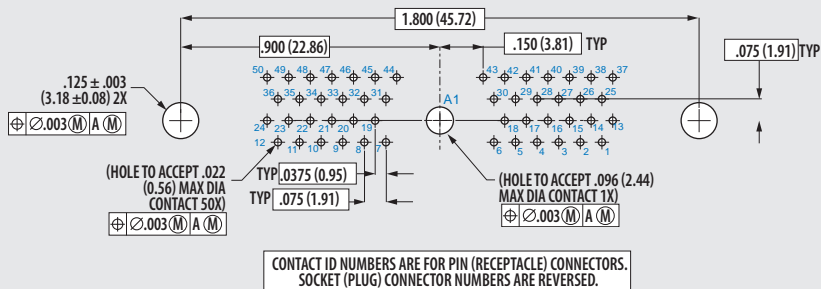


PCB hole patterns are shown for the *component mounting side* of the circuit board.
Circuit board drill patterns for Series 790 and 791 connectors with 90° tails: 790-036, 790-037, 790-041, 790-042, 791-011, 791-012, 791-016, 791-032



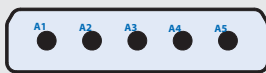
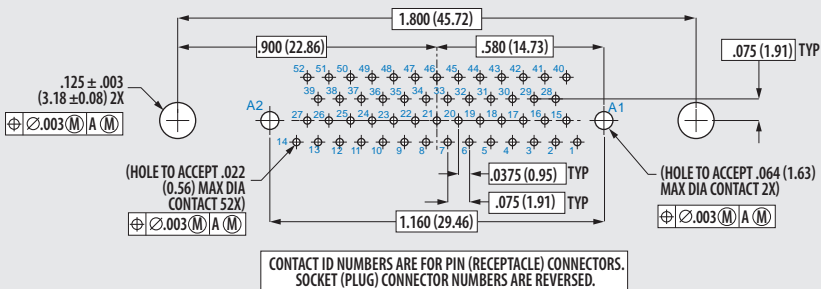
H-51P1

Contact numbers are mating face of pin connector.
Socket connector contact numbers are reversed.



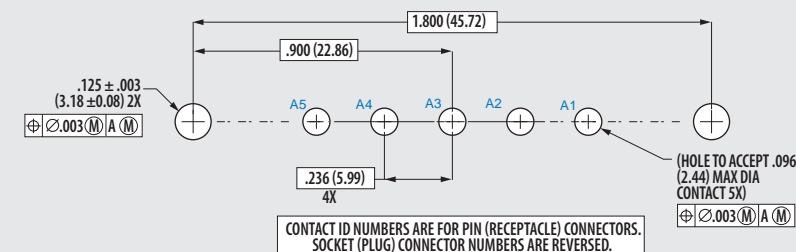
H-54P2

Contact numbers are mating face of pin connector.
Socket connector contact numbers are reversed.



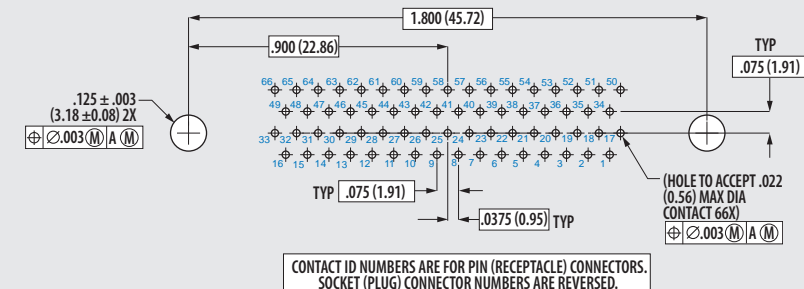
H-5P5

Contact numbers are mating face of pin connector.
Socket connector contact numbers are reversed.



H-66

Contact numbers are mating face of pin connector.
Socket connector contact numbers are reversed.



SERIES 79 MICRO-CRIMP RECTANGULAR CONNECTORS

PCB Footprints for Series 790 and 791

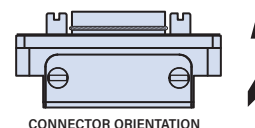
SERIES
79
TM

90° PCB Footprints for Series 790 and 791 Connectors



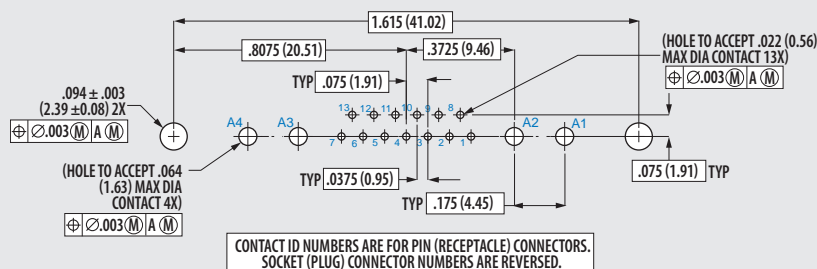
PCB FOOTPRINTS FOR SERIES 790 AND 791 CONNECTORS WITH 90° TAILS

PCB hole patterns are shown for the *component mounting side* of the circuit board.
Circuit board drill patterns for Series 790 and 791 connectors with 90° tails: 790-036, 790-037, 790-041, 790-042, 791-011, 791-012, 791-016, 791-032



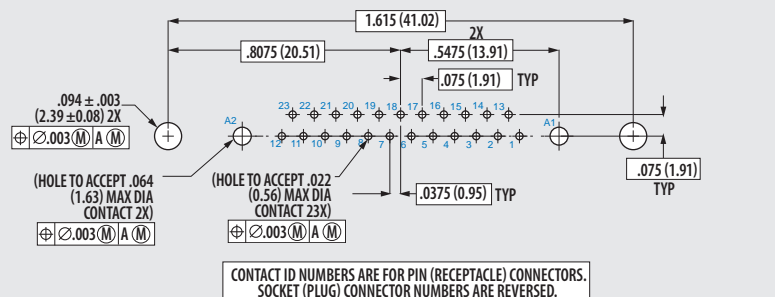
J-17P4

Contact numbers are mating face of pin connector.
Socket connector contact numbers are reversed.



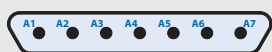
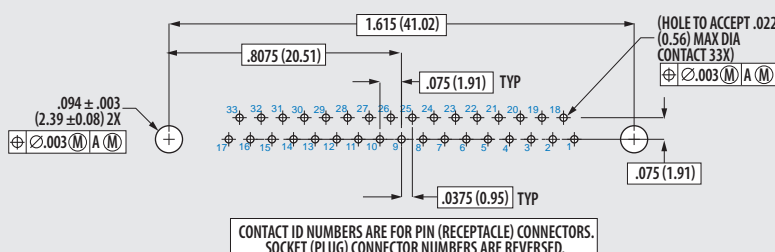
J-25P2

Contact numbers are mating face of pin connector.
Socket connector contact numbers are reversed.



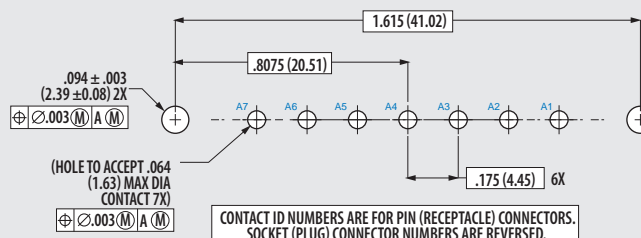
J-33

Contact numbers are mating face of pin connector.
Socket connector contact numbers are reversed.



J-7P7

Contact numbers are mating face of pin connector.
Socket connector contact numbers are reversed.



SERIES 79 MICRO-CRIMP RECTANGULAR CONNECTORS

PCB Footprints for Series 790 and 791

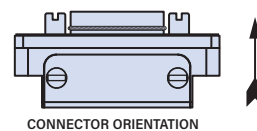


90° PCB Footprints for Series 790 and 791 Connectors

PCB FOOTPRINTS FOR SERIES 790 AND 791 CONNECTORS WITH 90° TAILS

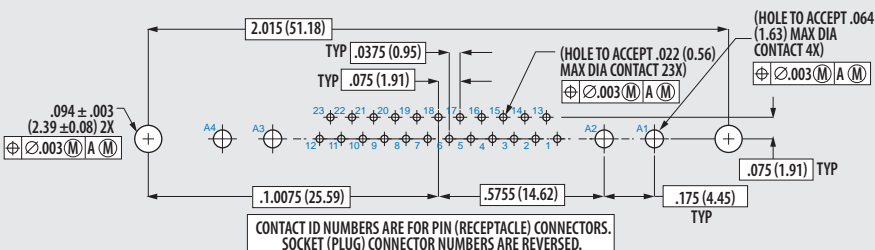


PCB hole patterns are shown for the *component mounting side* of the circuit board.
Circuit board drill patterns for Series 790 and 791 connectors with 90° tails: 790-036, 790-037, 790-041, 790-042, 791-011, 791-012, 791-016, 791-032



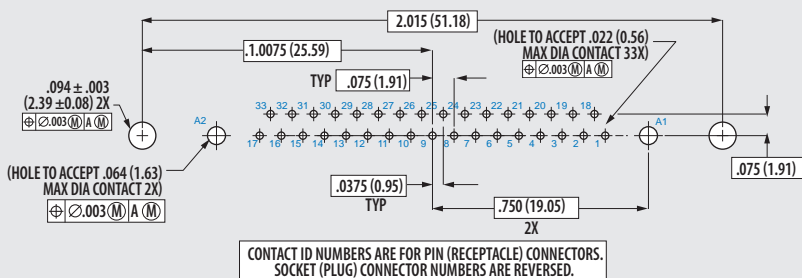
K-27P4

Contact numbers are mating face of pin connector.
Socket connector contact numbers are reversed.



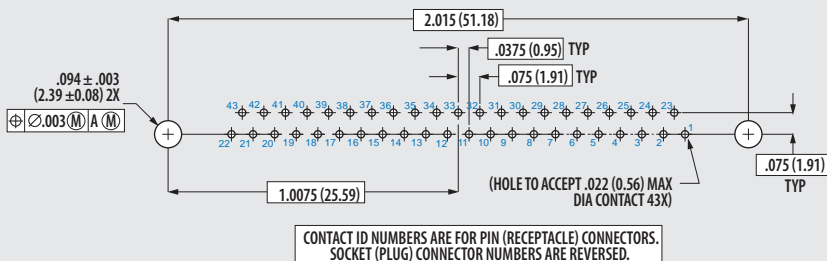
K-35P2

Contact numbers are mating face of pin connector.
Socket connector contact numbers are reversed.



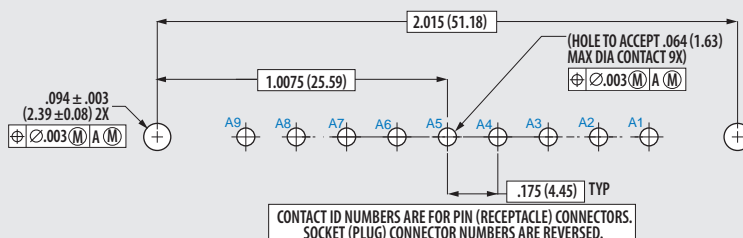
K-43

Contact numbers are mating face of pin connector.
Socket connector contact numbers are reversed.



K-9P9


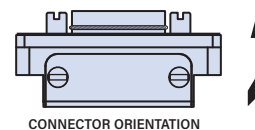
Contact numbers are mating face of pin connector.
Socket connector contact numbers are reversed.




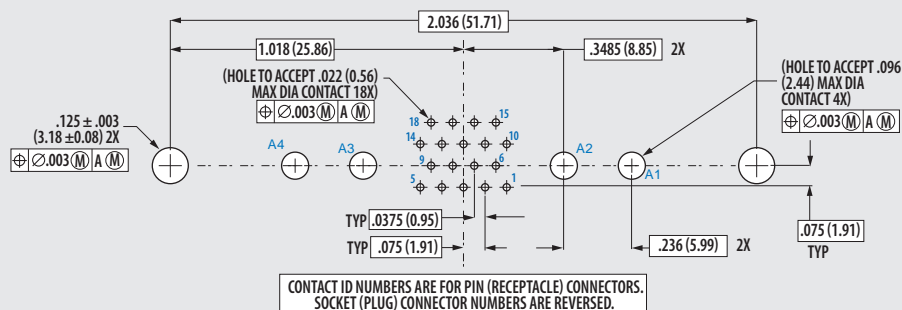
PCB FOOTPRINTS FOR SERIES 790, 791

90° PCB Footprints for Series 790 and 791 Connectors

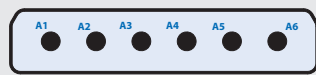
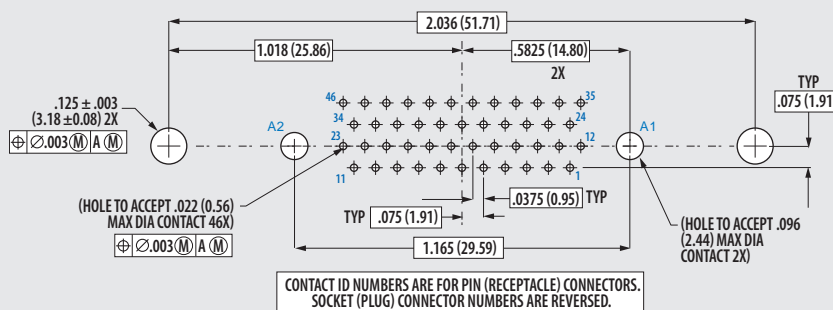
Circuit board drill patterns for Series 790 and 791 connectors with 90° tails: 790-036, 790-037, 790-041, 790-042, 791-011, 791-012, 791-016, 791-032




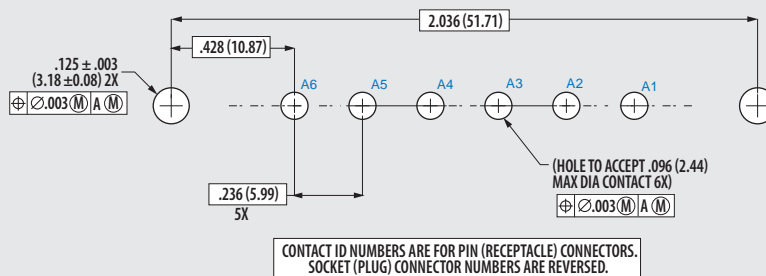
Contact numbers are mating face of pin connector.
Socket connector contact numbers are reversed.



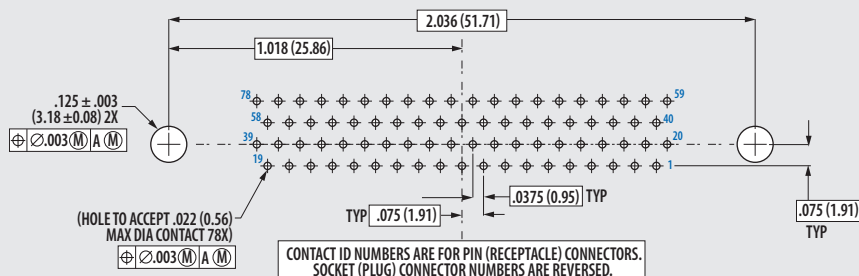
Contact numbers are mating face of pin connector.
Socket connector contact numbers are reversed.



Contact numbers are mating face of pin connector.
Socket connector contact numbers are reversed.



Contact numbers are mating face of pin connector.
Socket connector contact numbers are reversed.



SERIES 79 MICRO-CRIMP RECTANGULAR CONNECTORS

PCB Footprints for Series 790 and 791

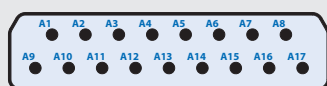
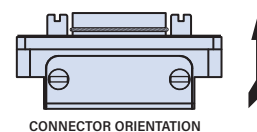


90° PCB Footprints for Series 790 and 791 Connectors

PCB FOOTPRINTS FOR SERIES 790 AND 791 CONNECTORS WITH 90° TAILS


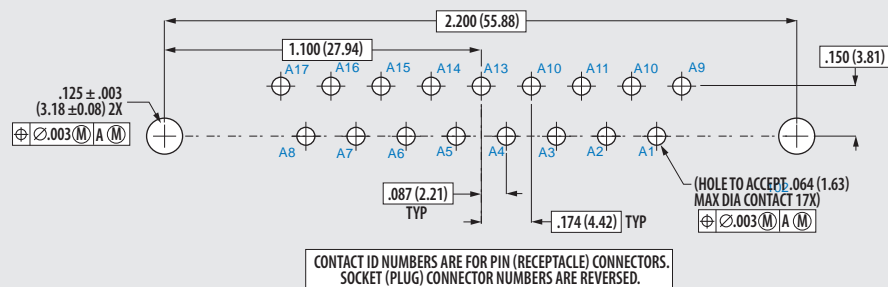


PCB hole patterns are shown for the *component mounting side* of the circuit board.
Circuit board drill patterns for Series 790 and 791 connectors with 90° tails: 790-036, 790-037, 790-041, 790-042, 791-011, 791-012, 791-016, 791-032



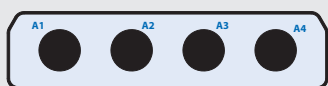
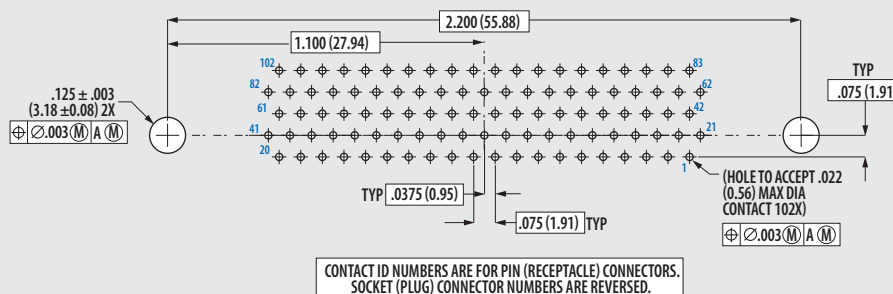
M-17P17

Contact numbers are mating face of pin connector.
Socket connector contact numbers are reversed.



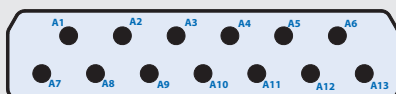
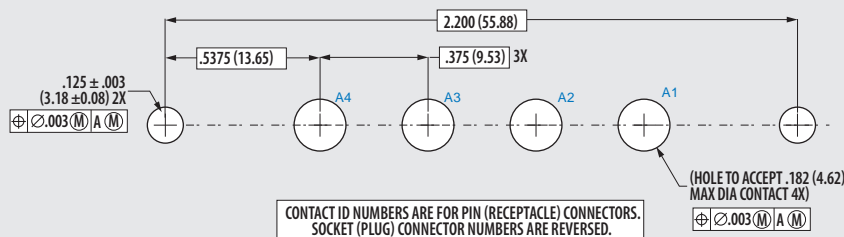
M-102

Contact numbers are mating face of pin connector.
Socket connector contact numbers are reversed.



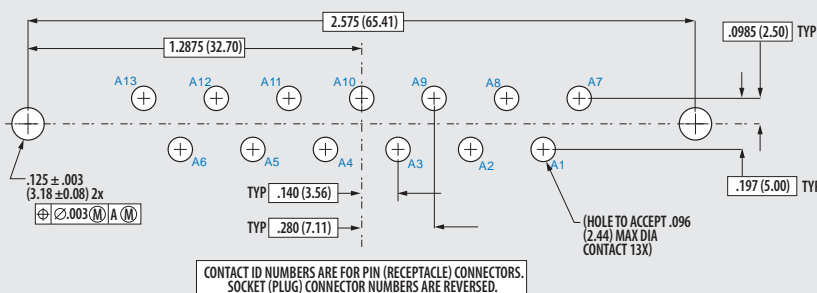
M-4P4

Contact numbers are mating face of pin connector.
Socket connector contact numbers are reversed.



N-13P13

Contact numbers are mating face of pin connector. Socket connector contact numbers are reversed.



PCB FOOTPRINTS FOR SERIES 790, 791

SERIES 79 MICRO-CRIMP RECTANGULAR CONNECTORS

PCB Footprints for Series 790 and 791

SERIES
79


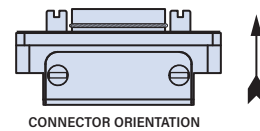
90° PCB Footprints for Series 790 and 791 Connectors



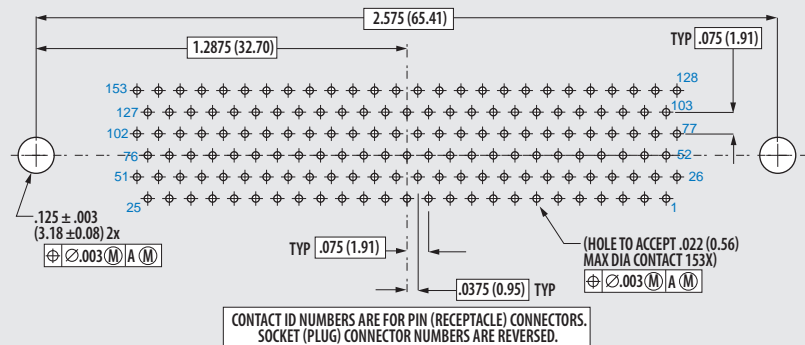
PCB FOOTPRINTS FOR SERIES 790 AND 791 CONNECTORS WITH 90° TAILS

PCB hole patterns are shown for the *component mounting side* of the circuit board.

Circuit board drill patterns for Series 790 and 791 connectors with 90° tails: 790-036, 790-037, 790-041, 790-042, 791-011, 791-012, 791-016, 791-032



Contact numbers are mating face of pin connector. Socket connector contact numbers are reversed.



PCB FOOTPRINTS FOR SERIES 790, 791