

SERIES 79 MICRO-CRIMP RECTANGULAR CONNECTORS








Contacts and Tools

SERIES
79
™

Contacts and Tools for Series 790, 791, and 793 Connectors

CONTACTS AND TOOLS

CRIMP CONTACTS AND TOOLS FOR SERIES 790, 791, AND 793 CONNECTORS

								
	#23 Pin	#23 Socket	#16 Pin	#16 Socket	#12 Pin	#12 Socket	#8 Pin	#8 Socket
Contact Part No.	809-001	809-002	809-110 <i>(M39029/58-364)</i>	857-448-16	809-112 <i>(M39029/58-365)</i>	857-448-12	850-014F <i>(includes boot)</i>	850-138F <i>(includes boot)</i>
AWG Wire Size	22 – 28	22 – 28	16 – 20	16 – 20	12 – 14	12 – 14	8	8
Installing and Removal Tool	809-088	809-088	809-131 <i>(M81969/14-03)</i>	809-131 <i>(M81969/14-03)</i>	809-132 <i>(M81969/14-04)</i>	809-132 <i>(M81969/14-04)</i>	859-049 <i>(M81969/14-12)</i>	859-049 <i>(M81969/14-12)</i>
Crimp Tool <i>(requires positioner)</i>	809-015 <i>(M22520/2-01)</i>	809-015 <i>(M22520/2-01)</i>	809-136 <i>(M22520/1-01)</i>	809-136 <i>(M22520/1-01)</i>	809-136 <i>(M22520/1-01)</i>	809-136 <i>(M22520/1-01)</i>	859-025 <i>(M22520/23-01)</i>	859-025 <i>(M22520/23-01)</i>
Positioner <i>(use with crimp tool)</i>	809-005 <i>(K1461)</i>	809-005 <i>(K1461)</i>	809-137 <i>(M22520/1-04)</i>	809-137 <i>(M22520/1-04)</i>	809-137 <i>(M22520/1-04)</i>	809-137 <i>(M22520/1-04)</i>	859-046 <i>(WA23-395L)</i>	859-046 <i>(WA23-395L)</i>
Die Assembly <i>(use with crimp tool)</i>	—	—	—	—	—	—	859-026 <i>(M22520/23-02)</i>	859-026 <i>(M22520/23-02)</i>

809-001 #23 PIN

Material and Finish: Copper alloy, gold over nickel finish
Wire Strip Length: .155/.145 (3.9/3.7)
Crimp tensile strength (lbs.) #22/12, #24/8, #26/5, #28/3

809-110 #16 PIN

Material and Finish: Copper alloy, gold over nickel finish
Specifications IAW M39029/58-364

809-112 #12 PIN

Material and Finish: Copper alloy, gold over nickel finish
Specifications IAW M39029/58-365

809-002 #23 SOCKET

Material and Finish: Copper alloy, gold over nickel finish, SST hood
Wire Strip Length: .155/.145 (3.9/3.7)
Crimp tensile strength (lbs.) #22/12, #24/8, #26/5, #28/3

857-448-16 #16 SOCKET

Material and Finish: Copper alloy, gold over nickel finish, SST hood

857-448-12 #12 SOCKET

Material and Finish: Copper alloy, gold over nickel finish, SST hood

850-014F #8 PIN

Material and Finish: Copper alloy, gold over nickel finish

Sealing boot 859-042-03: thermoplastic, fluorosilicone

850-138F #8 SOCKET

Material and Finish: Copper alloy, gold over nickel finish

Sealing boot 859-042-03: thermoplastic, fluorosilicone

Contacts and Tools for Series 790, 791, and 793 Connectors

TOOLS FOR SIZE #23 CONTACTS

Crimp Tool For Size 23 Contacts



Mil spec crimp tool with adjustable indenters for size 23 contacts. Requires 809-005 positioner, sold separately.

Part Number	SAE Part Number
809-015	M22520/2-01

#23 Positioner



Positioner for 809-015 crimp tool. Data plate has crimp tool setting information based on contact size and wire gauge.

Part Number	Daniels Part Number
809-005	K1461

#23 Installing and Removal Tool



Part Number
809-088

TOOLS FOR SIZE #12 AND #16 CONTACTS

#12 and #16 Crimp Tool



Mil spec crimp tool with adjustable indenters for size 12 to size 20 contacts. Requires turret-type positioner, sold separately. 9.75 inches OAL, 1.25 pounds.

Part Number	SAE Part Number
809-136	M22520/1-01

Positioner



Positioner for 809-136 crimp tool. Rotating turret has three positions: red (#20 contacts), blue (#16) and yellow (#12). Data plate has crimp tool setting information based on contact size and wire gauge.

Part Number	SAE Part Number
809-137	M22520/1-04

#16 Installing and Removal Tool



Part Number	SAE Part Number
809-131	M81969/14-03

#12 Installing and Removal Tool



Part Number	SAE Part Number
809-132	M81969/14-04

TOOLS FOR SIZE #8 CONTACTS

#8 Crimp Tool



Bench mount pneumatic crimp tool. Heavy duty, four-indent crimp termination. Attach to air supply with quick-disconnect fitting or install 1/4 NPT fitting into tapped port. 90-120 psi air supply. Requires die assembly and locator, sold separately. Hand actuate with push-button valve trigger on handle. Steel with black wrinkle enamel coating. 13 inches overall length, 9.2 inches tall, 17 pounds (7.7 Kg).

Part Number	SAE Part Number
809-025	M22520/23-01

Die Assembly



Indenter Die Assembly. Precision four-indent die with hardened tool steel indenters, stainless steel housing.

Contact Size	Part Number	SAE Part Number
8	859-026	M22520/23-02

Locator



Aluminum locator holds contact at correct depth. Use with 809-025 (M22520/23-01) crimper.

Contact Size	Part Number	Daniels Part Number
8	859-046	WA23-395L

#8 Removal Tool



Part Number	SAE Part Number
859-049	M81969/14-12