

El Ochito® Contacts for Series 792 Connectors

SIZE 8 EL OCHITO CONTACTS FOR SERIES 792 CONNECTORS

El Ochito®

The Octaxial Contact for up to 40Gb Ethernet, SuperSpeed USB and Multi-Gigabit Data Rates

OCHITO PROTOCOLS



WHITE
100BASE-T
10GBASE-T
40GBASE-T



BLUE
USB 3.0



RED
HDMI, SATA,
DisplayPort

El Ochito® octaxial contacts are ideal for harsh environment military and aerospace data networks. El Ochito® octaxial contacts are available in three versions: El Ochito® White for Ethernet, El Ochito® Blue for SuperSpeed USB, and El Ochito® Red for multigigabit 100 ohm protocols such as HDMI and SATA. Supplied as unassembled kit with assembly instruction sheet.

Compatibility

- Series 792 Connectors
- Series 806 Connectors

RATINGS

- Operating temperature: -65 °C to +175 °C
- Nominal Impedance: 100 ohms (Ochito Red, White) 90 ohms (Ochito Blue)
- Dielectric withstanding voltage: 500 VAC
- Insulation resistance: 1000 megohms min. @500Vac
- Durability: 500 mating cycles

CONSTRUCTION

- Inner contacts, outer body, ferrule, retaining nut: copper alloy, 50 microinches gold over nickel plating
- Insulators: thermoplastic
- Sealing boot (Type I): fluorosilicone rubber grommet, glass-filled thermoplastic follower
- Shrink boot (Type II): High performance elastomer with hot melt adhesive liner
- Removal sleeve (Type II): Stainless steel, passivated
- O-rings (Type II): fluorosilicone
- Cross-talk shield (Ochito White only): copper alloy, nickel plated

Type I Pin Contact	Type I Socket Contact	Type II Pin Contact	Type II Socket Contact
#26 AWG, hex crimp braid termination, not servicable, with sealing boot. Lighter weight than Type II.		#24 and #26 AWG, thread-on braid termination ferrule, servicable, with heatshrink boot and O-rings. SST removal sleeve.	

SERIES 792 OCHITO CONTACTS FOR 100 OHM ETHERNET CABLES

Cable Category	Wire Size AWG	Cable Type	Cable Part No.	Cable Dia.	Ochito White 100 Ohm 100BASE-T ♦ 10GBASE-T ♦ 40GBASE-T		Ochito Type I Non-Servicable		Ochito Type II Servicable	
					Pin Contact	Socket Contact	Pin Contact	Socket Contact		
Cat 6A 10GBASE-T	24	S/UTP 4 Pair	963-003-24	.280 (7.1)	—	—	858-043-05B	858-042-05B		
		S/FTP 4 Pair	963-033-24	.260 (6.6)	—	—	858-043-04B	858-042-04B		
	26	S/UTP 4 Pair	963-003-26	.220 (5.6)	858-045-01F	858-046-01F	858-043-01B	858-042-01B		
		S/FTP 4 Pair	963-033-26	.220 (5.6)	858-045-02F	858-046-02F	858-043-02B	858-042-02B		
Cat 8 40GBASE-T	24	S/FTP 4 Pair	963-132-24	.260 (6.6)	—	—	858-043-07B	858-042-07B		
	26	S/FTP 4 Pair	963-132-26	.220 (5.6)	858-045-04F	858-046-04F	858-043-06B	858-042-06B		

SERIES 792 OCHITO CONTACTS FOR USB 3.0

Protocol	Cable Jacket	Nom. Imped.	Cable Part No.	Cable Dia.	Ochito Blue 90 Ohm USB 3.0		Ochito Type I Non-Servicable		Ochito Type II Servicable	
					Pin Contact	Socket Contact	Pin Contact	Socket Contact		
USB 3.0	Aerospace Grade Fluoropolymer	90 Ohms	963-110	.236 (6.0)	858-047-02F	858-048-02F	858-071-02B	858-072-02B		
	Commercial Grade PVC	90 Ohms	963-118	.217 (5.5)	858-047-01F	858-048-01F	858-071-01B	858-072-01B		

SERIES 792 OCHITO CONTACTS FOR HDMI, DISPLAYPORT, SATA

Cable Speed	Wire Size AWG	Cable Type	Cable Part No.	Cable Dia.	Ochito Red 100 Ohm HDMI ♦ Displayport ♦ SATA		Ochito Type I Non-Servicable		Ochito Type II Servicable	
					Pin Contact	Socket Contact	Pin Contact	Socket Contact		
<1 Gbps	24	S/FTP 4 Pair	963-033-24	.260 (6.6)	—	—	858-065-02B	858-066-02B		
	26	S/FTP 4 Pair	963-033-26	.220 (5.6)	858-049-01F	858-050-01F	858-065-01B	858-066-01B		
>1 Gbps	26	S/FTP 4 Pair	963-122-3	.277 (7.0)	858-049-01	858-050-01	—	—		
SATA3	24	Twinax Parallel 2 Pair	963-133	.225 (5.7)	858-049-02F	858-050-02F	—	—		

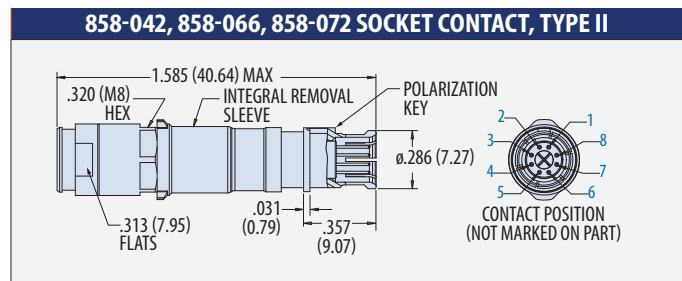
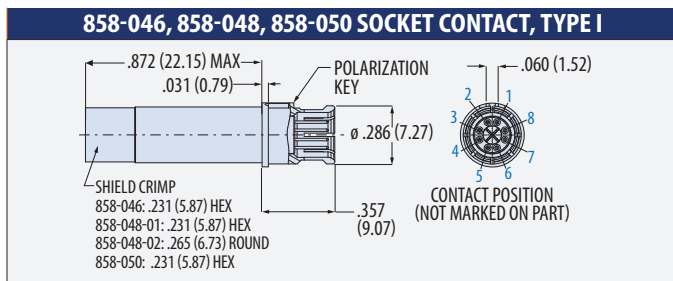
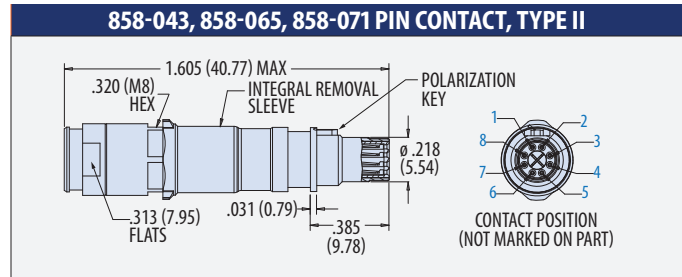
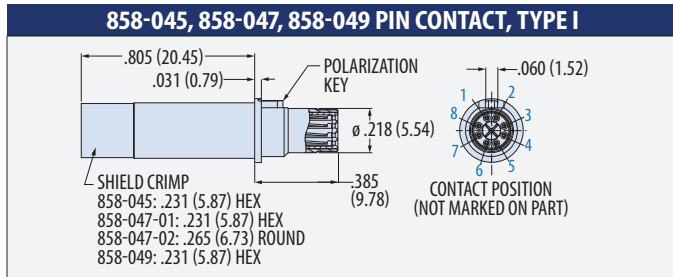
SERIES 79 MICRO-CRIMP RECTANGULAR CONNECTORS

Contacts and Tools



El Ochito® Contacts for Series 792 Connectors

CONTACTS AND TOOLS



CRIMP TOOLS AND ASSEMBLY TOOLS

Inner Contact Crimp Tools <i>Use with all Ochito PNs</i>		Shield Crimp Tools for Type 1 Ochito Contacts					Alignment Tools		Insertion Tool
Crimp Tool	Positioner	858-045, -046, 858-047-01 858-048-01, 858-049, -050		858-047-02, 858-048-02 <i>Round Crimp, both positioners are required</i>			Pin Contact	Socket Contact	Insertion Tool
809-015 <i>(M22520/2-01)</i>	859-101 <i>(K1906)</i>	809-129 <i>(M22520/5-01, HX4)</i>	859-007 <i>(M22520/5-45, K709)</i>	859-134 <i>(G5206)</i>	859-184-2	859-184-3	600-274	600-235	600-242

SEALING BOOT FOR TYPE I OCHITO

Sealing boot is included with Type I Ochito contacts. Slide boot over cable, rubber end first, before terminating cable to contact. Install wired contact into connector, then slide boot into connector grommet. To specify contact without boot, delete "F" suffix from part number.

Cable Diameter	Boot Part Number
.220 (5.6)	687-754-8-8
.237 (6.0)	687-754-8-9

SHRINK BOOT FOR TYPE II OCHITO

Adhesive-lined heatshrink boot is included with Type II Ochito contacts. Install boot with heat gun. To specify contact without boot, delete "B" suffix from part number. Boot material is semi-rigid high performance elastomer (SAE AS5258 Type H) with zero halogen hot melt pre-coat adhesive. -55 to +125 °C.

Part Number **770-074S101W1**

REMOVAL TOOL

859-022
(M81969/14-06)