

SERIES 79 MICRO-CRIMP RECTANGULAR CONNECTORS

Contacts and Tools



75 Ohm Coax Contacts for Series 792 Connectors

CONTACTS AND TOOLS

SIZE 8 COAX CONTACTS – 75 OHM

Size 8 **75 Ohm** **4 GHz**



Low loss. 75 ohm. Size 8. Snap-in, rear release coax contacts fit Glenair Series 792 connectors. 75 ohm nominal impedance. DC – 4 GHz frequency range. Crimp termination. Supplied as unassembled kit with assembly instruction sheet.

Compatibility

- Series 792 Connectors

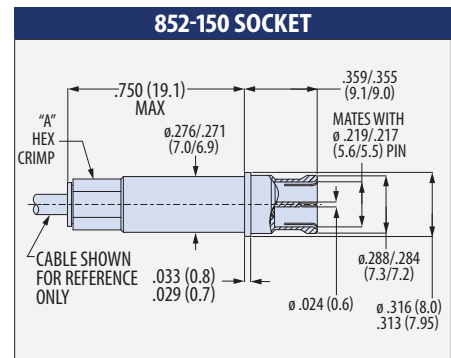
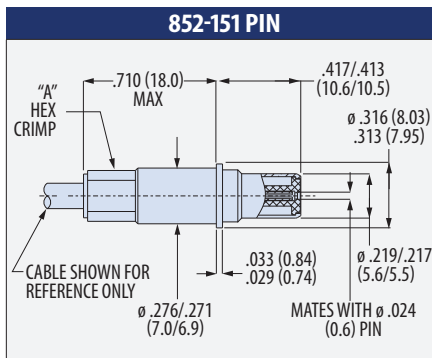
RATINGS

- Operating temperature: -65 °C to +200 °C
- VSWR: 1.25:1 max. @ 4 GHz
- Impedance: 75 ohm nominal
- Dielectric withstanding voltage: 500 Vac rms
- Current rating: 1 ampere
- Durability: 500 mating cycles

CONSTRUCTION

- Center contact, body, ferrule, retainer: copper alloy, gold over nickel plating
- Dielectrics: fluoropolymer
- Sealing boot: fluorosilicone rubber, glass-filled thermoplastic

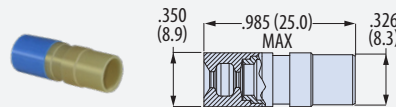
PART NUMBER				
Cable Accommodation	Pin	Socket	A Hex	
			in	mm
V75268, V76261, V73263 (PIC™)	852-151-01F	852-150-01F	.218	5.5
M17/94-RG179	852-151-02F	852-150-02F	.128	3.3
V78209 (PIC™)	852-151-03F	852-150-03F	.231	5.9
LMR-240-75 (Times Microwave)	852-151-04F	852-150-04F	.231	5.9



SEALING BOOT

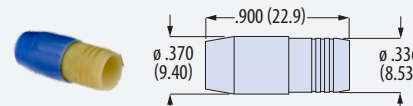
"F" suffix on contact part number indicates contact is supplied with sealing boot. Slide boot over cable, rubber end first, before terminating cable to contact. Install wired contact into connector, then slide boot into connector grommet to provide moisture seal. **Delete "F" suffix from contact part number if boot is not required.**

Sealing Boot for -01F, -02F



Part Number	Cable Range
859-042-01	.090/.130 (2.3/3.3)

Sealing Boot for -03F, -04F



Part Number	Cable Range
687-754-8-8	.200-.225 (5.1-5.7)
687-754-8-9	.225/.240 (5.7/6.1)

TOOLS

Center Contact Crimp Tools

Not required for 852-150-02 and 852-151-02 with solder terminated center contact.

Crimp Tool	Positioner
809-015 (M22520/2-01)	859-072 (M22520/2-37)

Shield Crimp Tools

Crimp Tool	Die, .105 and .128 Hex	Die, .218 and .231 Hex
809-129 (M22520/5-01)	809-130 (M22520/5-03)	859-047 (M22520/5-45)

Removal Tool

859-022 (M81969/14-06)	
----------------------------------	--