

Glenair's Back-To-Back Nano Connectors feature gold alloy TwistPin contacts. Contacts are precision-crimped to insulated, stranded wire. These nanominiature connectors offer premium performance and reliability for demanding applications. Contact spacing is .025 inches. 1 amp current rating, DWV rating 300 volts AC. Wire gages #30 and #32 AWG.

TwistPin Contact System assures premium performance in demanding environments. The gold/platinum alloy contacts will stand up to years of exposure without corrosion.

HOW TO ORDER SINGLE ROW BACK-TO-BACK JUMPERS

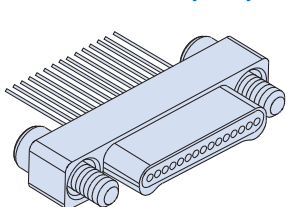
Series	Number of Contacts	Connector Type	Shell Material and Finish	Wire Gage	Wire Type	Wire Color Code	Length Inches	Hardware
890-005 Back-To-Back Cables, Single Row, Nanominiature	9	GP	A1	0	A	1	Overall Length In Inches Including Connectors Example: "12" specifies 12 inches OAL	JJ = Jackscrews on both ends (GP, GS, CS) JT = Jackscrews on plug, threaded holes on receptacle (CS) JP = Jackscrews on plug, threaded holes on plug (GP)(*See Note Below) TJ = Jackscrews on receptacle, threaded holes on plug (CS)(*See Note Below) JR = Jackscrews on receptacle, threaded holes on receptacle (GS) TT = Threaded holes both ends (GP, GS, CS)(*See Note Below)
	15	Plug (Pin) Connector on Both Ends	Aluminum Shell, Cadmium Plating	#30 AWG	Ultralightweight XLETPE Insulation, Silver-Coated Ultrahigh-Strength Copper (Not available for #32 gage)	White		
	21					2		
	25	GS	Aluminum Shell, Electroless Nickel Plating	2	#32 AWG	Extruded PTFE Insulation, NEMA HP3-ETX (MIL-W-16878/6)		
31	Receptacle (Socket) Connector on Both Ends						Titanium Shell, Unplated	T
37		CS	Stainless Steel Shell, Passivated	S				
51	Plug (Pin) On One End, Receptacle On The Other End							

* Specify titanium or stainless steel shells when ordering plugs with female threads

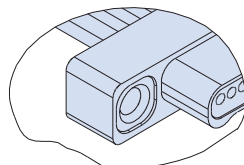
Sample Part Number

890-005	- 9	GP	A1	- 0	A	1	- 12	JP
---------	-----	----	----	-----	---	---	------	----

PLUG (PIN) CONNECTOR

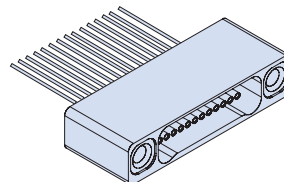


"J" Jackscrew Option

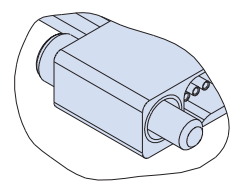


"T" Female Thread Option
Titanium or Stainless Steel Shells Only

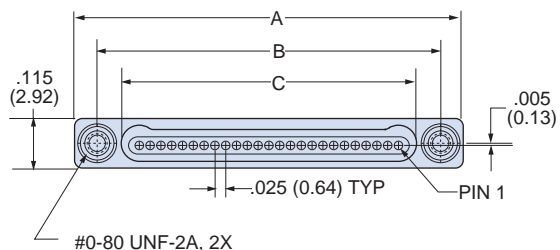
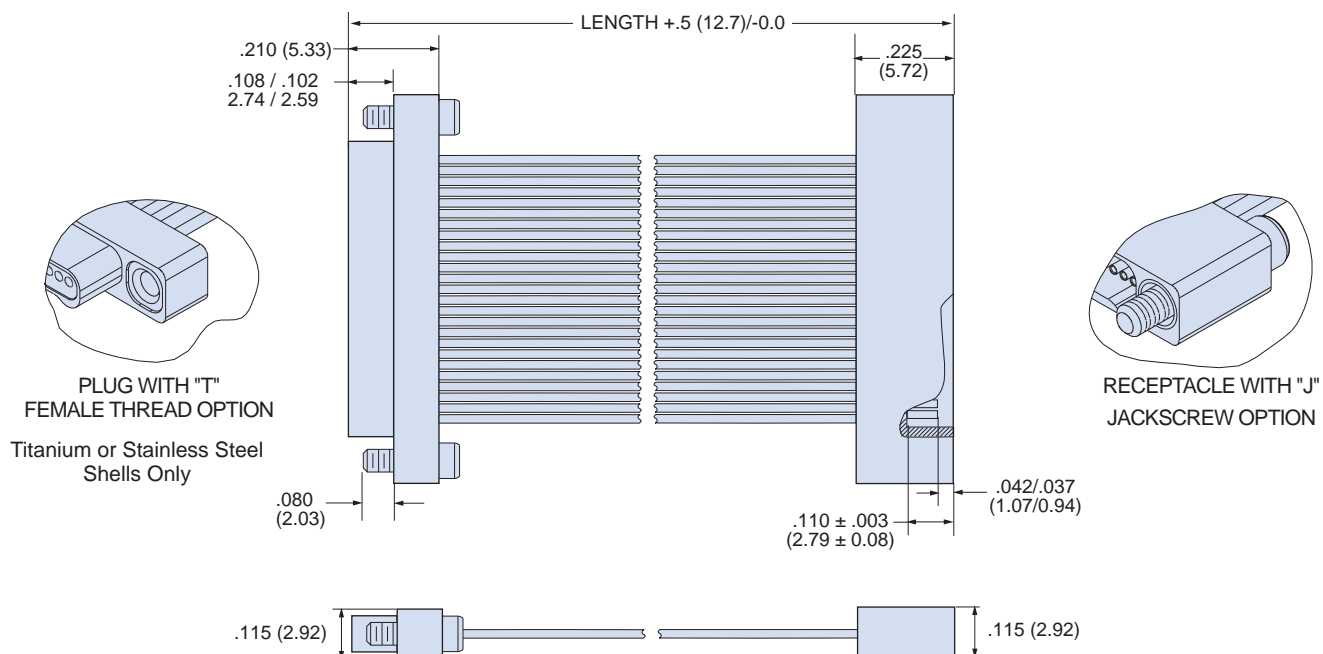
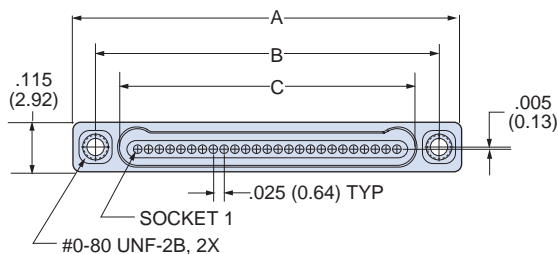
RECEPTACLE (SOCKET) CONNECTOR



"T" Female Thread Option



"J" Jackscrew Option

SINGLE ROW NANO BACK-TO-BACK DIMENSIONS
Plug (Pin) Connectors

Receptacle (Socket) Connectors


Layout	A		B BSC.		C BSC.	
	In. ± .005	mm. ± 0.13	In.	mm.	In.	mm.
9P	.500	12.70	.395	10.03	.284	7.21
9S	.500	12.70	.395	10.03	.285	7.24
15P	.650	16.51	.545	13.84	.434	11.02
15S	.650	16.51	.545	13.84	.435	11.05
21P	.800	20.32	.695	17.65	.584	14.83
21S	.800	20.32	.695	17.65	.585	14.86
25P	.900	22.86	.795	20.19	.684	17.37
25S	.900	22.86	.795	20.19	.685	17.40
31P	1.050	26.67	.945	24.00	.834	21.18
31S	1.050	26.67	.945	24.00	.835	21.21
37P	1.200	30.48	1.095	27.81	.984	24.99
37S	1.200	30.48	1.095	27.81	.985	24.02
51P	1.550	39.37	1.445	36.70	1.334	33.88
51S	1.550	39.37	1.445	36.70	1.335	33.91