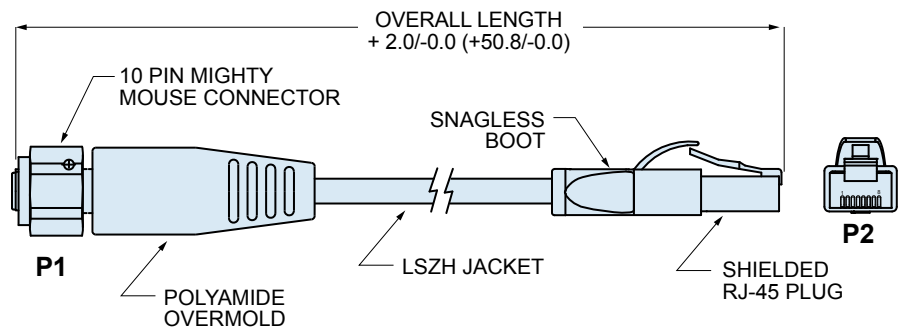


# Series 80 Mighty Mouse Cat 5e Ethernet RJ-45 Cordsets



## Cordset, Cat 5e RJ-45 to Mighty Mouse Connector


These Cat 5e cordsets have a standard shielded RJ-45 modular plug on one end and a ruggedized Mighty Mouse 10 pin plug on the other end. Low smoke zero halogen cable is UL VW-1 rated and RoHS compliant. Certified to TAI/EIA-568-B.2 . Cable has four #26 twisted pairs plus tinned copper braid shield. Mighty Mouse connector is overmolded with polyamide for strain relief and ingress protection. RJ-45 plug has molded snagless boot and 50 micrinches gold plating on contacts. 100% tested for continuity and insulation resistance. Operating temperature -20° C to +60° C.



### P1 PINOUTS

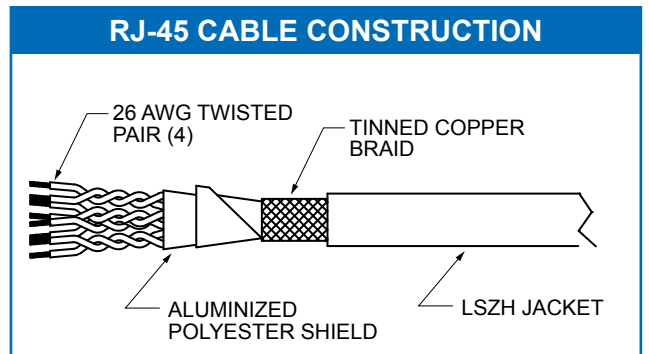
<p>PIN CONNECTOR</p>	<p>SOCKET CONNECTOR</p>
----------------------	-------------------------

### OPTIONAL COVER



### RJ-45 MATERIALS AND FINISHES

RJ-45 Housing	Polycarbonate, clear, UL94V-0
RJ-45 Contacts	Phosphor bronze, 50 μinches gold over 100 μinches Ni plating
Cable Jacket	LSZH, black
RJ-45 Shield	Brass, nickel plated
RJ-45 Boot	LSZH thermoplastic








Dimensions in inches (millimeters) and are subject to change without notice.



# Series 80 Mighty Mouse Cat 5e Ethernet RJ-45 Cordsets

## MIGHTY MOUSE TO RJ-45 ETHERNET PLUG CORDSET

Sample Part Number					
801-029	B	MT	N	A	-36
Connector Series	Connector Type P1 Mighty Mouse	Shell Material / Finish P1 Mighty Mouse	Protective Cover P1	Shell Keying Position	Overall Length
 <b>800-037</b> Series 800 Cordset, UNF Threaded Coupling, Hex Nut	<b>A</b> Plug, with Male Pin Contacts	<b>M</b> Aluminum / Electroless Nickel	<b>P</b> Metal Protective Cover, with Lanyard (for Mighty Mouse Connector)	Polarizing position depends on the connector series.	Overall Length In Inches
 <b>801-029</b> Series 801 Cordset, Double-Start Threaded Coupling	<b>B</b> Plug, with Female Socket Contacts	<b>NF</b> Aluminum / Cadmium with Olive Drab	<b>N</b> No Covers Supplied	<b>For Series 800 and 803:</b> <b>N (Normal), X, Y or Z</b>	<b>18</b> <b>36</b> <b>72</b> <b>120</b>
 <b>803-012</b> Series 803 Cordset, Push-Pull With Bayonet Lock Coupling	<b>C</b> Receptacle, with Male Pin Contacts	<b>ZNU</b> Aluminum / Zinc-Nickel with Black Chromate		<b>For Series 801 and 805:</b> <b>A (Normal), B, C, D</b>	
 <b>804-017</b> Series 804 Cordset, Quick-Disconnect Push-Pull	<b>D</b> Receptacle, with Female Socket Contacts	<b>MT</b> Aluminum / Nickel-PTFE		<b>For Series 804:</b> <b>Omit</b> (Leave Blank) for Single Master Key	
 <b>805-013</b> Series 805 Cordset, Tri-Start Threaded Coupling with Ratchet and Ground Spring		<b>Z1</b> Stainless Steel / Passivated		<b>A (Normal), B, C, D</b>	

Dimensions in inches (millimeters) and are subject to change without notice.