

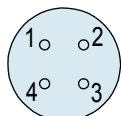
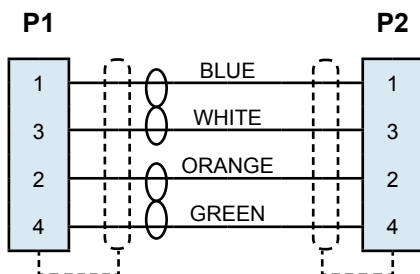


Series 80 "Mighty Mouse" ASAP Cordsets Wiring Schematics Type A, B and C Cables

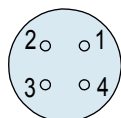
WIRING SCHEMATICS FOR TYPE A AND TYPE B CABLE



**WIRING DIAGRAM
CABLE TYPE A
100BASE-T UTP**

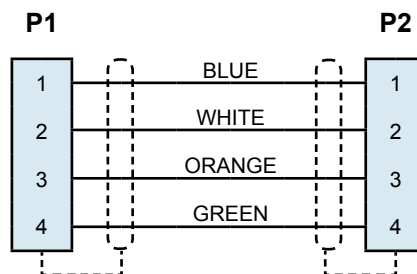


Pin Connector
Mating Face



Socket Connector
Mating Face

**WIRING DIAGRAM
CABLE TYPE B
100BASE-T QUAD**

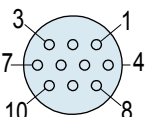


WIRING SCHEMATIC FOR TYPE C CABLE FOR GIGABIT ETHERNET APPLICATIONS

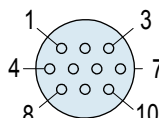
**WIRING DIAGRAM
CABLE TYPE C
1000BASE-T UTP**

**10 Pin Connector
for Gigabit
Ethernet**

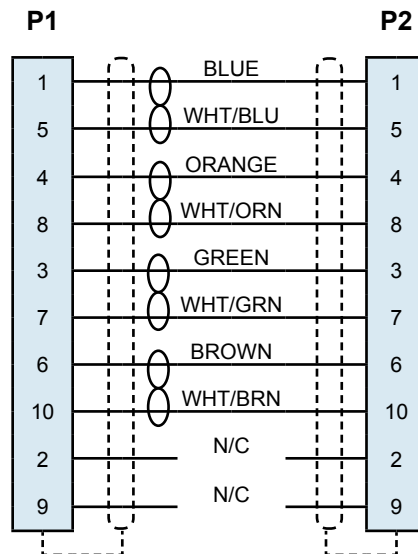
K



Pin Connector
Mating Face



Socket Connector
Mating Face



Dimensions in inches (millimeters) and are subject to change without notice.

© 2010 Glenair, Inc.

CAGE Code 06324

Printed in U.S.A.

GLENAIR, INC. • 1211 AIR WAY • GLENDALE, CA 91201-2497 • 818-247-6000 • FAX 818-500-9912

www.glenair.com

K-8

E-Mail: sales@glenair.com

30-MARCH-2010

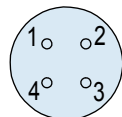

Series 80 Mighty Mouse
ASAP Cordsets Wiring Schematics
Type D and E Cables



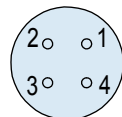
WIRING SCHEMATIC FOR TYPE D QUAD CABLE FOR IEEE 1394 APPLICATIONS



4 Pin Connector for
IEEE 1394

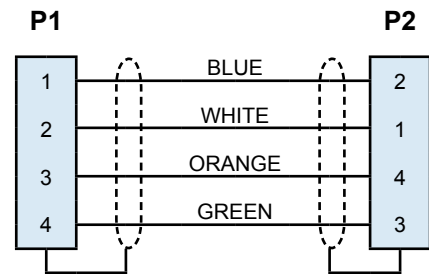


Pin Connector
Mating Face

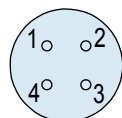
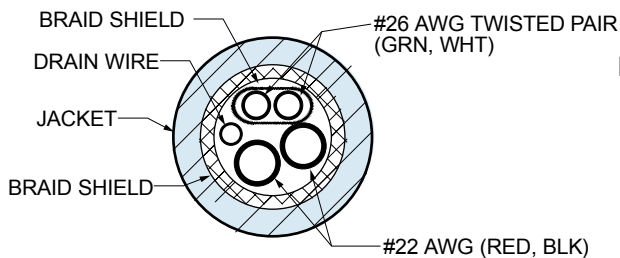



Socket Connector
Mating Face

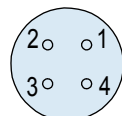
WIRING DIAGRAM
CABLE TYPE D
1394 QUAD



WIRING SCHEMATIC FOR TYPE E CABLE FOR USB 2.0 APPLICATIONS

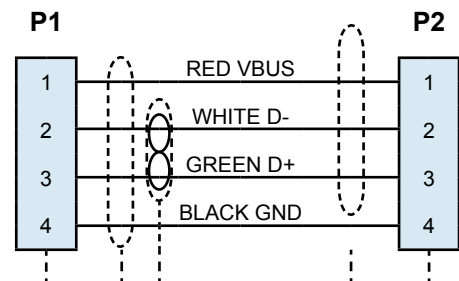


Pin Connector
Mating Face



Socket Connector
Mating Face

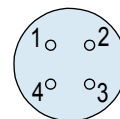
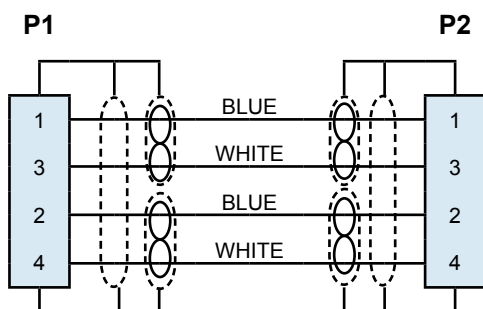
WIRING DIAGRAM
CABLE TYPE E
USB 2.0



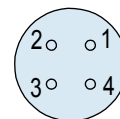
Dimensions in inches (millimeters) and are subject to change without notice.

WIRING SCHEMATIC FOR TYPE F CABLE FOR 100 OHM STP APPLICATIONS

WIRING DIAGRAM CABLE TYPE F TWO 100 OHM SHIELDED TWISTED PAIRS WITH OVERALL SHIELD



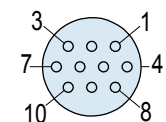
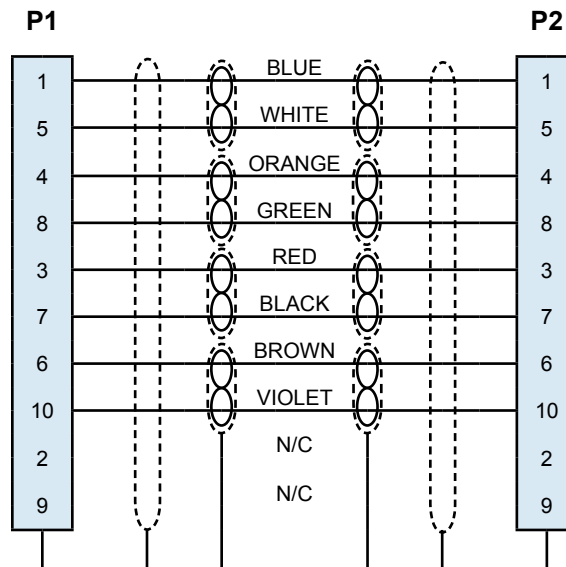
Pin Connector
Mating Face



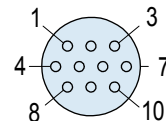
Socket Connector
Mating Face

WIRING SCHEMATIC FOR TYPE G CABLE FOR 100 OHM STP APPLICATIONS

WIRING DIAGRAM CABLE TYPE G FOUR STP



Pin Connector
Mating Face



Socket Connector
Mating Face

Dimensions in inches (millimeters) and are subject to change without notice.

© 2010 Glenair, Inc.

CAGE Code 06324

Printed in U.S.A.

GLENAIR, INC. • 1211 AIR WAY • GLENDALE, CA 91201-2497 • 818-247-6000 • FAX 818-500-9912

www.glenair.com

K-10

E-Mail: sales@glenair.com

01-JANUARY-2010