

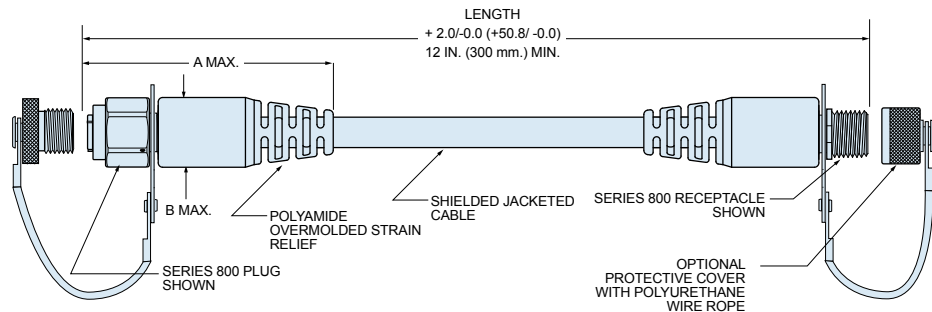
Series 80 Mighty Mouse ASAP Cordsets Dimensions Strain Relief Codes P, B and H



ASAP CORDSET DIMENSIONS

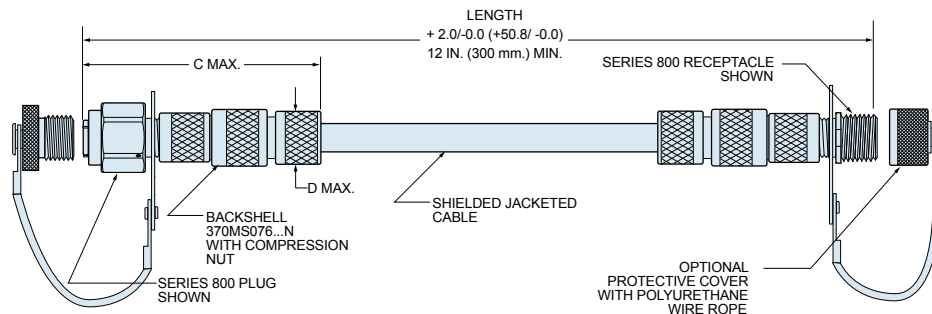
Strain relief Code P

Polyamide
Overmold



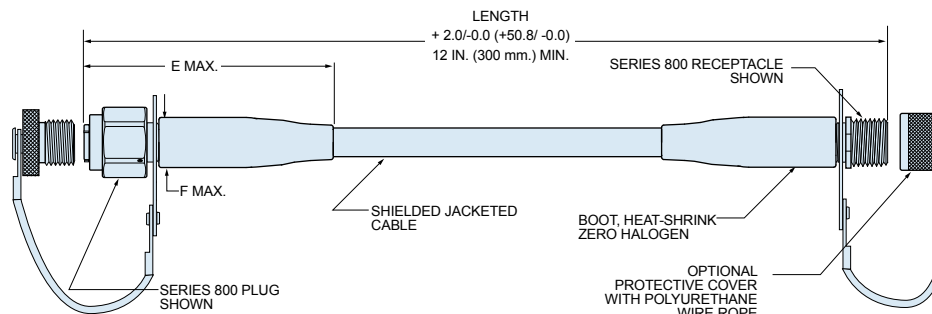
Strain relief Code B

Metal Backshell



Strain relief Code H

Heatshrink Boot



DIMENSIONS

Cable Code	Type	Number of Connector Pins	A Max.		B Max.		C Max.		D Max.		E Max.		F Max.	
			In.	mm.	In.	mm.	In.	mm.	In.	mm.	In.	mm.	In.	mm.
A	2 Pair UTP 100 Ω	4	2.500	63.50	.560	14.22	2.100	53.34	.530	13.46	1.600	40.64	.470	11.94
B	Quad 100 Ω	4	2.500	63.50	.560	14.22	2.100	53.34	.530	13.46	1.600	40.64	.470	11.94
C	4 Pair UTP 100 Ω	10	2.500	63.50	.680	17.27	2.100	53.34	.600	15.24	1.600	40.64	.580	14.73
D	Quad 110 Ω	4	2.500	63.50	.560	14.22	2.100	53.34	.530	13.46	1.600	40.64	.470	11.94
E	USB 90 Ω	4	2.500	63.50	.560	14.22	2.100	53.34	.600	15.24	1.600	40.64	.470	11.94
F	2 Pair STP 100 Ω	4	2.500	63.50	.560	14.22	2.100	53.34	.600	15.24	1.600	40.64	.470	11.94
G	4 Pair STP 100 Ω	10	2.500	63.50	.680	17.27	2.100	53.34	.600	15.24	1.600	40.64	.580	14.73

Dimensions in inches (millimeters) and are subject to change without notice.