

Series 805 Mighty Mouse Triple-Start Overmolded Cordset Ordering Information

805-009



Series 805



Abrasion-Resistant Polyurethane Jacket provides cold temperature flexibility and high strength. Low smoke/zero halogen material meets requirements for low toxicity.

90% Tinned Copper Braid is terminated directly to connector with stainless steel **BAND-IT®** strap.

Watertight Overmold provides strain relief and protection.

Series 805 Harsh Environment Shielded Cordsets

These overmolded cordsets withstand abrasion and chemical exposure. Low smoke zero halogen jacket reduces the amount of toxic and corrosive gasses emitted during combustion. Cable construction features silver coated stranded conductors with TFE insulation, tinned copper braid shield and extruded polyurethane jacket. Choose single-ended pigtails or double-ended "back-to-back" versions. Braid shield is attached directly to connector with **BAND-IT®** straps. Semi-rigid polyamide overmold provides strain relief and environmental sealing.

Series 801 cordsets are now available with size #20HD, #16 and #12 contacts. Ordering information is found on the following pages.

HARSH ENVIRONMENT CORDSET SPECIFICATIONS

Cable Jacket Material	Thermoplastic Polyurethane, Black, Low-Smoke, Zero-Halogen
Cable Shield	Tin-Coated Copper Braid, 90% Minimum Coverage
Conductors	Silver Coated Stranded Wire, TFE Insulated, Per M22759/11
BAND-IT® Shield Termination Band	Stainless Steel
Current Rating	#23 5 Amps, #20HD 7.5 Amps, #16 13 Amps, #12 23 Amps
Test Voltage (Dielectric Withstanding Voltage)	#23 500 VAC, #20HD 750 VAC, #16 and #12 1800 VAC Sea Level
Insulation Resistance	200 megohms minimum
Operating Temperature	-30° C. to +105° C.
Solvent Resistance, Polyamide Overmold	Excellent Resistance to Most Solvents, Fuels, and Oils; Poor Resistance to Strong Acids and Bipolar Solvents (Alcohol)
Shielding Effectiveness	50 dB minimum from 100MHz to 1000MHz.
Cable jacket Flammability and Toxicity	Toxicity Index 3.9 per NES 713 Oxygen Index 28% per ASTM D-2863 Smoke Index 24 per NES 711

Dimensions in inches (millimeters) and are subject to change without notice.

© 2010 Glenair, Inc.

CAGE Code 06324

Printed in U.S.A.

GLENAIR, INC. • 1211 AIR WAY • GLENDALE, CA 91201-2497 • 818-247-6000 • FAX 818-500-9912

www.glenair.com

H-21

E-Mail: sales@glenair.com

01-JANUARY-2010

H

Series 805 Mighty Mouse Triple-Start Overmolded Cordset Ordering Information

805-009 and 805-018

HOW TO ORDER 805-009 CORDSETS WITH #23 CONTACTS

Sample Part Number								
805-009	-B	A	2	M	8-4	P	A	-36
Series	End A Connector	End B Connector	Wire Size	Shell Material / Finish	Insert Arr.	Protective Cover	Shell Key Pos.	Length
805-009 Overmolded Cordset, Shielded, with Low Smoke/ Zero Halogen Jacket, with Size #23 Contacts	-A Plug, with Male Pin Contacts	A Plug, with Male Pin Contacts	2 #22 AWG	M Aluminum / Electroless Nickel	8-4 8-6 8-7	P Metal Protective Covers Included	A Position A (Normal)	Overall Length In Inches 12 Inch Min.
	-B Plug, with Female Socket Contacts	B Plug, with Female Socket Contacts	4 #24 AWG	NF Aluminum / Cadmium with Olive Drab Chromate	9-10 10-13 11-19		B Position B	
	-C Receptacle, with Male Pin Contacts	C Receptacle, with Male Pin Contacts		ZNU Aluminum / Zinc-Nickel with Black Chromate	12-26 15-37 18-55 19-85		C Position C	
	-D Receptacle, with Female Pin Contacts	D Receptacle, with Female Socket Contacts		MT Aluminum / Nickel-PTFE			D Position D	
	-D Receptacle, with Female Socket Contacts	N No Connector (Single-Ended)		Z1 Stainless Steel / Passivated				

11-210 HOW TO ORDER 805-018 CORDSETS WITH #20HD CONTACTS

Sample Part Number								
805-018	-A	N	0	ZNU	11-210	N	B	-72
Series	End A Connector	End B Connector	Wire Size	Shell Material / Finish	Insert Arr.	Protective Cover	Shell Key Pos.	Length
805-018 Overmolded Cordset, Shielded, with Low Smoke/ Zero Halogen Jacket, with Size #20HD Contacts	-A Plug, with Male Pin Contacts	A Plug, with Male Pin Contacts	0 #20 AWG	M Aluminum / Electroless Nickel	8-23 9-25 10-28	P Metal Protective Covers Included	A Position A (Normal)	Overall Length In Inches 12 Inch Min.
	-B Plug, with Female Socket Contacts	B Plug, with Female Socket Contacts	2 #22 AWG	NF Aluminum / Cadmium with Olive Drab Chromate	11-210 15-220 18-235 19-241		B Position B	
	-C Receptacle, with Male Pin Contacts	C Receptacle, with Male Pin Contacts		ZNU Aluminum / Zinc-Nickel with Black Chromate			C Position C	
	-D Receptacle, with Female Socket Contacts	D Receptacle, with Female Socket Contacts		MT Aluminum / Nickel-PTFE			D Position D	
	-D Receptacle, with Female Socket Contacts	N No Connector (Single-Ended)		Z1 Stainless Steel / Passivated				

Dimensions in inches (millimeters) and are subject to change without notice.

**Series 805 Mighty Mouse Triple-Start
Overmolded Cordset Ordering Information**
805-015 and 805-016



HOW TO ORDER 805-015 CORDSETS WITH #16 CONTACTS


Sample Part Number								
805-015	-B	A	6	M	19-14	P	A	-36
Series	End A Connector	End B Connector	Wire Size	Shell Material / Finish	Insert Arr.	Protective Cover	Shell Key Pos.	Length
805-015 Overmolded Cordset, Shielded, with Low Smoke/ Zero Halogen Jacket, with Size #16 Contacts	-A Plug, with Male Pin Contacts	A Plug, with Male Pin Contacts	6 #16 AWG	M Aluminum / Electroless Nickel	8-1 10-2 11-4	P Metal Protective Covers Included	A Position A (Normal)	Overall Length In Inches
	-B Plug, with Female Socket Contacts	B Plug, with Female Socket Contacts	8 #18 AWG	NF Aluminum / Cadmium with Olive Drab Chromate	11-19 12-5 15-7	N No Covers Supplied	B Position B	12 Inch Min.
	-C Receptacle, with Male Pin Contacts	C Receptacle, with Male Pin Contacts		ZNU Aluminum / Zinc-Nickel with Black Chromate	18-12 19-14		C Position C	
	-D Receptacle, with Female Socket Contacts	D Receptacle, with Female Socket Contacts		MT Aluminum / Nickel-PTFE			D Position D	
		N No Connector (Single-Ended)		Z1 Stainless Steel / Passivated				

HOW TO ORDER 805-016 CORDSETS WITH #12 CONTACTS

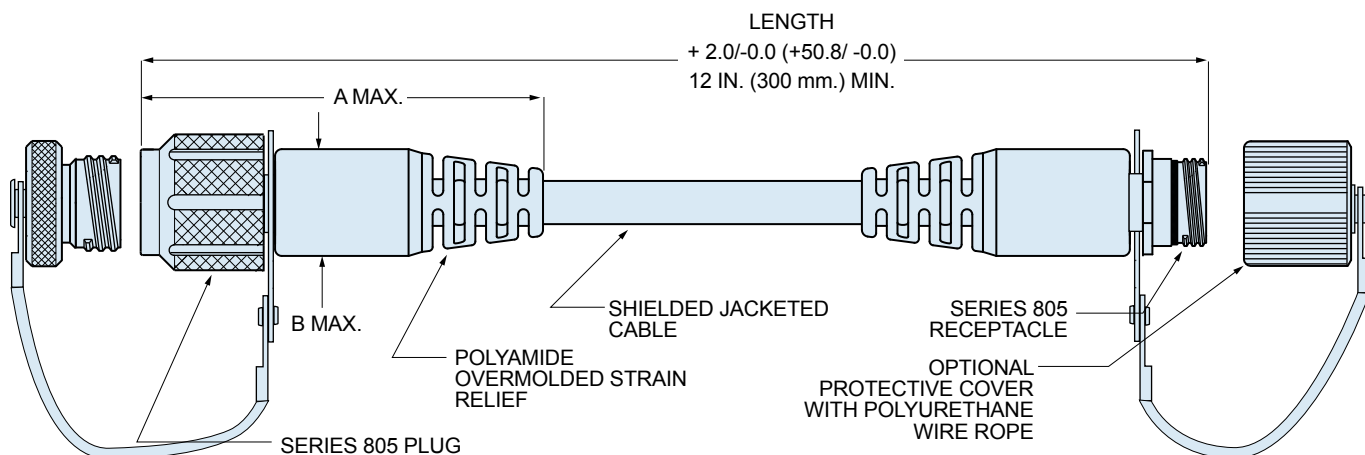
Sample Part Number								
805-016	-A	N	2	ZNU	12-2	N	B	-72
Series	End A Connector	End B Connector	Wire Size	Shell Material / Finish	Insert Arr.	Protective Cover	Shell Key Pos.	Length
805-016 Overmolded Cordset, Shielded, with Low Smoke/ Zero Halogen Jacket, with Size #12 Contacts	-A Plug, with Male Pin Contacts	A Plug, with Male Pin Contacts	2 #12 AWG	M Aluminum / Electroless Nickel	9-1 12-2 15-2	P Metal Protective Covers Included	A Position A (Normal)	Overall Length In Inches
	-B Plug, with Female Socket Contacts	B Plug, with Female Socket Contacts	4 #14 AWG	NF Aluminum / Cadmium with Olive Drab Chromate	15-3 18-5 19-7	N No Covers Supplied	B Position B	12 Inch Min.
	-C Receptacle, with Male Pin Contacts	C Receptacle, with Male Pin Contacts		ZNU Aluminum / Zinc-Nickel with Black Chromate			C Position C	
	-D Receptacle, with Female Socket Contacts	D Receptacle, with Female Socket Contacts		MT Aluminum / Nickel-PTFE			D Position D	
		N No Connector (Single-Ended)		Z1 Stainless Steel / Passivated				

Dimensions in inches (millimeters) and are subject to change without notice.

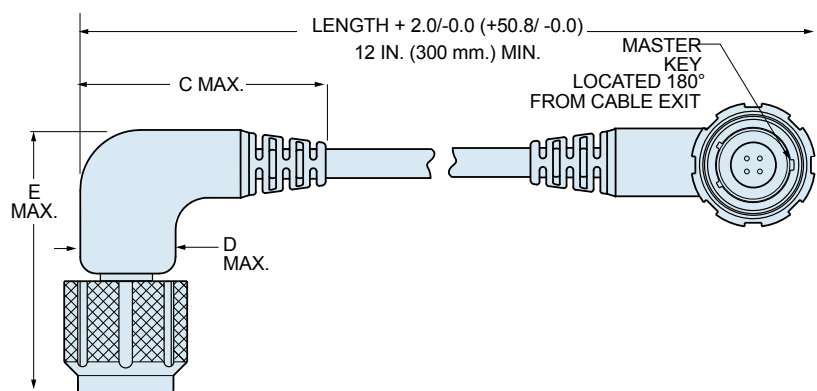




Series 805 Mighty Mouse Triple-Start Threaded Overmolded Corset Dimensions



RIGHT ANGLE CORDSETS



How To Order Right Angle Cordsets
 Insert the letter "R" after the End A or End B Connector letter designator.

Example

- Straight cable 805-009-AC4NF18-55PA-72
- Right Angle 805-009-ARCR4NF18-55PA-72

DIMENSIONS

Shell Size	A Max.		B Max.		C Max.		D Max.		E Max.	
	In.	mm.	In.	mm.	In.	mm.	In.	mm.	In.	mm.
8	2.4	61.0	0.6	15.2	1.5	38.1	0.6	15.2	2.1	53.3
9	2.4	61.0	0.7	17.8	1.5	38.1	0.7	17.8	2.3	58.4
10	2.5	63.5	0.8	19.1	1.6	40.6	0.8	19.1	2.4	61.0
11	2.8	71.1	0.9	21.6	1.9	48.3	0.9	21.6	2.6	66.0
12	2.8	71.1	0.9	21.6	1.9	48.3	0.9	21.6	2.6	66.0
15	3.1	78.7	1.1	28.0	2.2	55.9	1.1	28.0	3.1	78.7
18	3.4	86.4	1.3	33.0	2.5	63.5	1.3	33.0	3.5	88.9
19	3.9	99.1	1.4	35.6	3.0	76.2	1.4	35.6	3.7	94.0

Dimensions in inches (millimeters) and are subject to change without notice.