

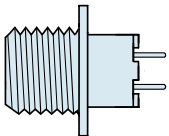
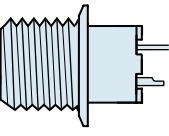
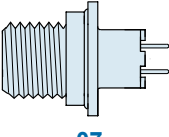


Series 800 Hermetic

Compact, rugged Series 800 hermetic receptacles feature 304L stainless steel shells and vitreous glass insulators. Contacts are gold-plated iron alloy. UN mating thread. Available with male pin contacts (contact Glenair for hermetic connectors with female socket contacts). 100% helium leak tested to meet 1×10^{-7} cc/second maximum leak rate. 1000 psi open face (unmated) pressure rating. Contacts are factory-installed and are non-removable. Terminate to wires with solder cup versions, or choose PC tail versions for thru-hole soldering to rigid or flexible circuit boards. Available in 31 contact arrangements from shell size 5 to 12. Contact sizes 12, 16, 20, 20HD and 23.

HOW TO ORDER

Sample Part Number

800-013	-07	Z1	7-10	P	Z
Series	Shell Style	Shell Material / Finish	Shell Size- Insert Arrangement	Contact Type	Shell Key Position
800-013 Hermetic Receptacle	 -02 Square Flange	Z1 Stainless Steel / Passivated ZL Stainless Steel / Nickel Plated	SEE CONTACT ARRANGEMENTS PAGE C-2	P Pin, Solder Cup C Pin, PC Tail S Socket, Solder Cup D Sockets, PC Tail	N Normal X Pos. X Y Pos. Y Z Pos. Z
	 -03 Solder Mount				
	 -07 Jam Nut				

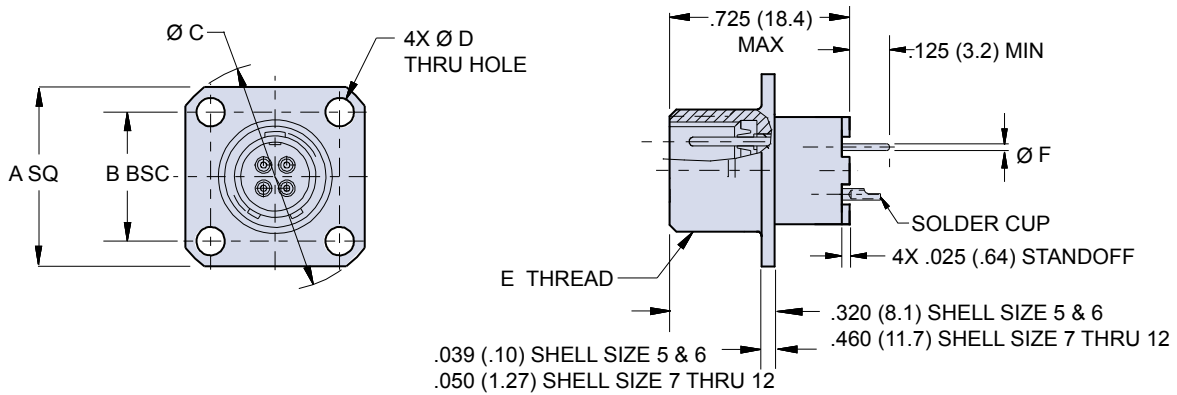
Dimensions in inches (millimeters) and are subject to change without notice.

Series 800 Mighty Mouse with UN Mating Thread Hermetic Connector Dimensions

800-013-02 and 800-013-03



Series 800



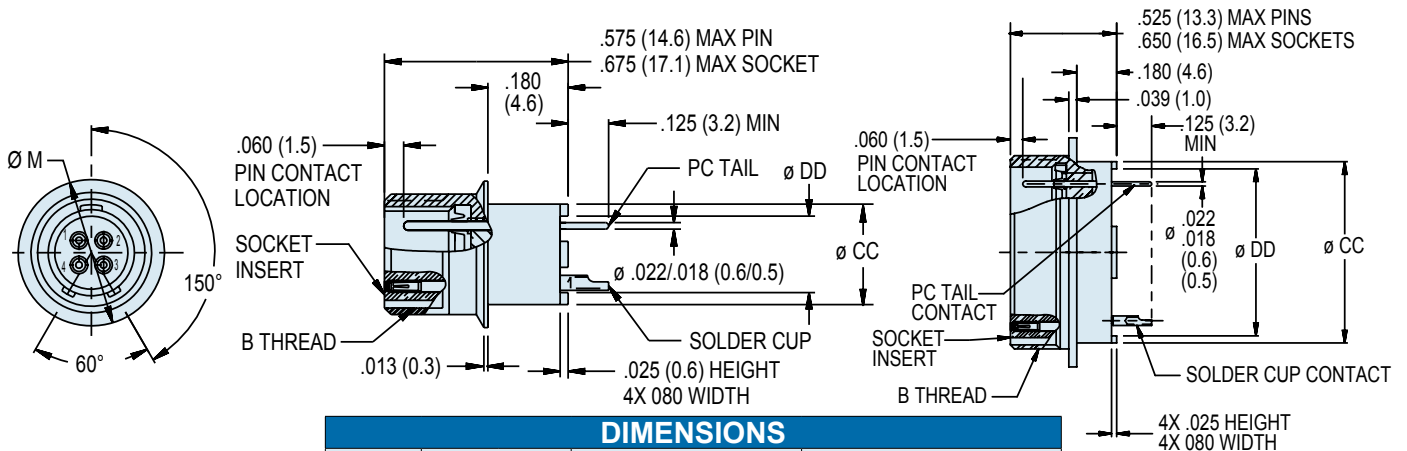
800-013-02 SQUARE FLANGE HERMETIC RECEPTACLE DIMENSIONS

Shell Size	A SQ		B		Ø C		Ø D		E Threads Mating	Ø F PC TAIL DIA. ± .002 (0.05)
	In.	mm.	In.	mm.	In.	mm.	In. ± .005	mm. ± 0.13		
5	.527	13.39	.363	9.22	.680	17.27	.094	2.39	.3125-28 UN-2A	Size #22 .020 (0.51) Size #20 .026 (0.66) Size #16 .062 (1.57) Size #12 .094 (2.34)
6	.588	14.92	.423	10.74	.750	19.05	.094	2.39	.3750-28 UN-2A	
7	.650	16.51	.483	12.27	.830	21.08	.130	3.30	.4375-28 UNEF-2A	
8	.710	18.03	.542	13.77	.938	23.83	.130	3.30	.5000-32 UN-2A	
9	.938	23.83	.719	18.26	1.250	31.75	.130	3.30	.5625-32 UN-2A	
10	.938	23.83	.719	18.26	1.250	31.75	.130	3.30	.6250-32 UN-2A	
12	1.031	26.19	.812	20.62	1.375	34.93	.130	3.30	.7500-28 UN-2A	

800-013-03 Solder Mount Dimensions

Shell Size 5 and 6

Shell Size 7 thru 12



DIMENSIONS

Shell Size	Ø A		B Threads	Ø C PC TAIL DIA. ± .002 (0.05)
	In.	mm.		
5	.400	10.16	.3125-28 UN-2A	Size #22 .020 (0.51) Size #20 .026 (0.66) Size #16 .062 (1.57) Size #12 .094 (2.34)
6	.455	11.56	.3750-28 UN-2A	
7	.520	13.21	.4375-28 UNEF-2A	
8	.650	16.51	.5000-32 UN-2A	
9	.764	19.41	.5625-32 UN-2A	
10	.775	19.69	.6250-32 UN-2A	
12	.858	21.79	.7500-28 UN-2A	

Dimensions in inches (millimeters) and are subject to change without notice.

CAGE Code 06324

Printed in U.S.A.

© 2010 Glenair, Inc.

GLENAIR, INC. • 1211 AIR WAY • GLENDALE, CA 91201-2497 • 818-247-6000 • FAX 818-500-9912

www.glenair.com

C-19

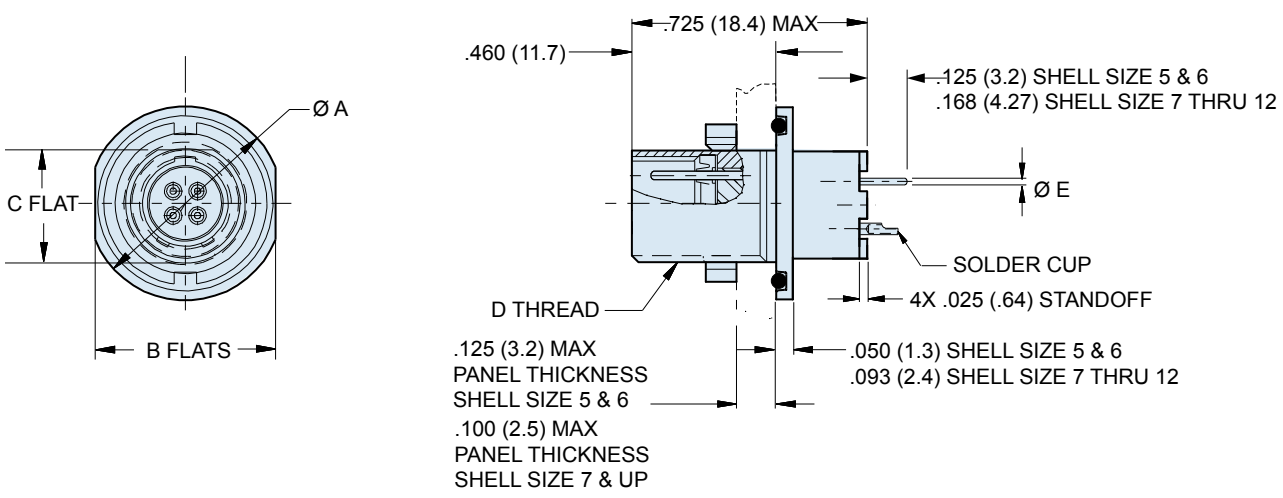
E-Mail: sales@glenair.com

11-AUGUST-2011



Series 800 Mighty Mouse with UN Mating Thread Hermetic Connector Dimensions

800-013-07 Jam Nut



DIMENSIONS								
Shell Size	$\varnothing A$		$\varnothing B$		C		D Threads Mating	$\varnothing E$ $\pm .002 (0.05)$
	In.	mm.	In.	mm.	In.	mm.		
5	.541	13.74	.500	12.70	.285	7.24	.3125-28 UN-2A	Size #22 .020 (0.51) Size #20 .026 (0.66) Size #16 .062 (1.57) Size #12 .094 (2.34)
6	.610	15.49	.562	14.27	.352	8.94	.3750-28 UN-2A	
7	.670	17.02	.635	16.13	.411	10.44	.4375-28 UNEF-2A	
8	.775	19.69	.735	18.67	.473	12.01	.5000-32 UN-2A	
9	.875	22.23	.806	20.47	.530	13.46	.5625-32 UN-2A	
10	.980	24.89	.940	23.88	.604	15.34	.6250-32 UN-2A	
12	1.062	26.97	.986	25.04	.712	18.08	.7500-28 UN-2A	

SERIES 800 KEY POSITIONS	
<p style="text-align: center;">Plug</p>	<p style="text-align: center;">Receptacle</p>
Key Position	Key Rotation
Normal (N)	150°
X	140°
Y	130°
Z	120°

Shell size 5 and 6: master key is located at top dead center for normal (N) position. Shell size 7 thru 12: master key is rotated 90° from TDC.

SERIES 800 PANEL CUTOUTS				
Shell Size	A Flat		$\varnothing B$	
	In.	mm.	In.	mm.
5	.295/.299	7.49/7.59	.317/.327	8.05/8.30
6	.358/.362	9.09/9.19	.380/.390	9.65/9.91
7	.424/.428	10.77/10.87	.442/.452	11.23/11.48
8	.479/.483	12.16/12.26	.505/.515	12.83/13.08
9	.537/.541	13.64/13.74	.567/.577	14.40/14.66
10	.610/.614	15.49/15.59	.630/.640	16.00/16.26
12	.717/.721	18.21/18.31	.755/.765	19.18/19.43

Dimensions in inches (millimeters) and are subject to change without notice.