






# Series 80 Mighty Mouse Contact Arrangements



## SERIES 80 MIGHTY MOUSE CONTACT ARRANGEMENTS

Contact Size	Number of Contacts	Contact Arrangement					
		Series 800	Series 801	Series 802	Series 803	Series 804	Series 805
<b>Size #23 Contacts</b> #22-#28 AWG 	3	5-3	5-3	5-3	5-3	5-3	Not Avail.
	4	6-4	6-4	6-4	6-4	6-4	8-4
	6	6-6	6-6	6-6	6-6	6-6	8-6
	7	6-7	6-7	6-7	6-7	6-7	8-7
	10	7-10	7-10	7-10	7-10	7-10	9-10
	13	8-13	8-13	8-13	8-13	8-13	10-13
	19	9-19	9-19	9-19	9-19	9-19	11-19
	26	10-26	10-26	10-26	10-26	10-26	12-26
	31	11-31	11-31	11-31	11-31	11-31	13-31
	37	12-37	13-37	12-37	12-37	12-37	15-37
	55	Not Avail.	16-55	14-55	14-55	14-55	18-55
	85	Not Avail.	17-85	15-85	Not Avail.	Not Avail.	19-85
	100	Not Avail.	19-100	19-100	Not Avail.	Not Avail.	21-100
130	Not Avail.	21-130	21-130	Not Avail.	Not Avail.	23-130	
<b>Size #20HD Contacts</b> #20-#24 AWG 	3	6-23	6-23	6-23	6-23	6-23	8-23
	5	7-25	7-25	7-25	7-25	7-25	9-25
	8	8-28	8-28	8-28	8-28	8-28	10-28
	10	9-210	9-210	9-210	9-210	9-210	11-210
	20	12-220	13-220	12-220	12-220	12-220	15-220
	35	Not Avail.	16-235	14-235	14-235	14-235	18-235
	41	Not Avail.	17-241	15-241	Not Avail.	Not Avail.	19-241
	55	Not Avail.	19-255	19-255	Not Avail.	Not Avail.	19-255
	69	Not Avail.	21-269	21-269	Not Avail.	Not Avail.	23-269
	<b>Size #16 Contacts</b> #16-#20 AWG 	1	6-1	6-1	6-1	6-1	6-1
2		8-2	8-2	8-2	8-2	8-2	10-2
4		9-4	9-4	9-4	9-4	9-4	11-4
5		10-5	10-5	10-5	10-5	10-5	12-5
7		12-7	13-7	12-7	12-7	12-7	15-7
12		Not Avail.	16-12	14-12	14-12	14-12	18-12
14		Not Avail.	17-14	15-14	Not Avail.	Not Avail.	19-14
19		Not Avail.	19-19	19-19	Not Avail.	Not Avail.	21-19
22		Not Avail.	21-22	21-22	Not Avail.	Not Avail.	23-22
<b>Size #12 Contacts</b> #12-#14 AWG 		1	7-1	7-1	7-1	7-1	7-1
	2	10-2	10-2	10-2	10-2	10-2	12-2
	2	12-2	13-2	12-2	12-2	12-2	15-2
	3	12-3	13-3	12-3	12-3	12-3	15-3
	5	Not Avail.	16-5	14-5	14-5	14-5	18-5
	7	Not Avail.	17-7	15-7	Not Avail.	Not Avail.	19-7
	12	Not Avail.	21-12	21-12	Not Avail.	Not Avail.	23-12
<b>Size #8 Contacts</b> #8 AWG 	1	8-1	8-1	8-1	8-1	8-1	10-1
	2	Not Avail.	16-2	14-2	14-2	14-2	18-2
	3	Not Avail.	17-3	15-3	Not Avail.	Not Avail.	19-3
	4	Not Avail.	19-4	19-4	Not Avail.	Not Avail.	21-4
	5	Not Avail.	21-5	21-5	Not Avail.	Not Avail.	23-5

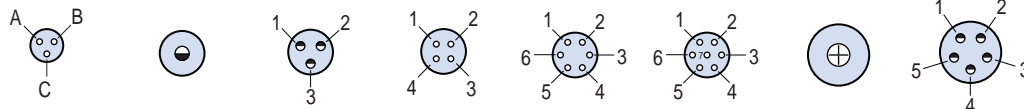
## SERIES 80 MIGHTY MOUSE COMBO ARRANGEMENTS

Contact Arrangements with Mixed Size (Combo) Layouts	Contact Size and Qty					Contact Arrangement					
	#23	#20	#20HD	#16	#12	Series 800	Series 801	Series 802	Series 803	Series 804	Series 805
	4	2				8-200	8-200	8-200	8-200	8-200	10-200
8	2				9-201	9-201	9-201	9-201	9-201	11-201	
4			2		9-200	9-200	9-200	9-200	9-200	11-200	
8			2		10-202	10-202	10-202	10-202	10-202	12-202	
4				2	10-201	10-201	10-201	10-201	10-201	12-201	
6				2	12-200	13-200	12-200	12-200	12-200	15-200	
10				2	12-201	13-201	12-201	12-201	12-201	15-201	
12				1	10-200	10-200	10-200	10-200	10-200	12-200	

Dimensions in inches (millimeters) and are subject to change without notice.

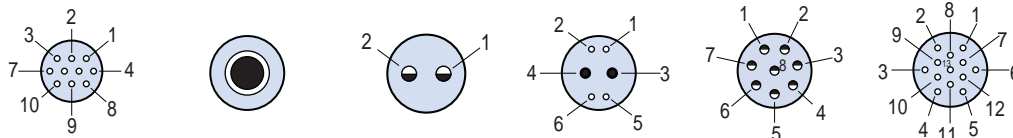
## Mating Face View of Pin Connector (socket connector numbers are reversed)

Contact Legend  
 #23 ◦ #20HD ◯ #20 ● #16 ◐ #12 ⊕



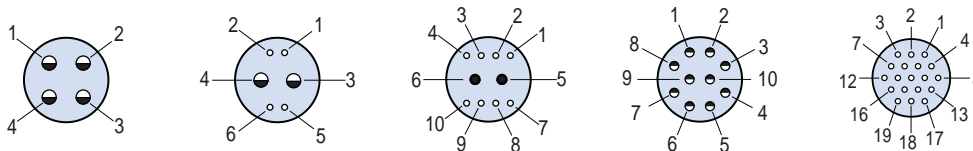
Series 800, 801, 802, 803, 804	5-3	6-1	6-23	6-4	6-6	6-7	7-1	7-25
Series 805	Not Avail.	8-1	8-23	8-4	8-6	8-7	9-1	9-25
No. of Contacts	3	1	3	4	6	7	1	5
Contact Size	#23	#16	#20HD	#23	#23	#23	#12	#20HD
DWV Voltage (VAC)	500	1800	750	500	500	500	1800	750
Current Rating (Amps)	5	13	7.5	5	5	5	23	7.5

Contact Legend  
 #23 ◦ #20HD ◯ #20 ● #16 ◐ #12 ⊕ #8 ●



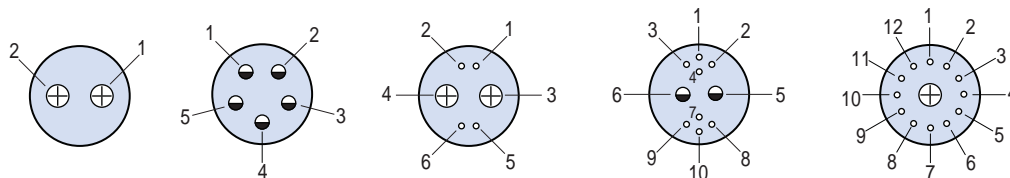
Series 800, 801, 802, 803, 804	7-10	8-1	8-2	8-200	8-28	8-13
Series 805	9-10	10-1	10-2	10-200	10-28	10-13
No. of Contacts	10	1	2	2 4	8	13
Contact Size	#23	#8	#16	#20 #23	#20HD	#23
DWV Voltage (VAC)	500	1800	1800	1000 500	750	500
Current Rating (Amps)	5	46	13	7 5	7.5	5

Contact Legend  
 #23 ◦ #20HD ◯ #20 ● #16 ◐ #12 ⊕



Series 800, 801, 802, 803, 804	9-4	9-200	9-201	9-210	9-19
Series 805	11-4	11-200	11-201	11-210	11-19
No. of Contacts	4	2 4	2 8	10	19
Contact Size	#16	#16 #23	#20 #23	#20HD	#23
DWV Voltage (VAC)	1800	1800 500	1000 500	750	500
Current Rating (Amps)	13	13 5	7.5 5	7.5	5

Contact Legend  
 #23 ◦ #20HD ◯ #20 ● #16 ◐ #12 ⊕



Series 800, 801, 802, 803, 804	10-2	10-5	10-201	10-202	10-200
Series 805	12-2	12-5	12-201	12-202	12-200
No. of Contacts	2	5	2 4	2 8	1 12
Contact Size	#12	#16	#12 #23	#16 #23	#12 #23
DWV Voltage (VAC)	1800	1800	1800 500	1800 500	1800 500
Current Rating (Amps)	23	13	23 5	13 5	23 5

Dimensions in inches (millimeters) and are subject to change without notice.

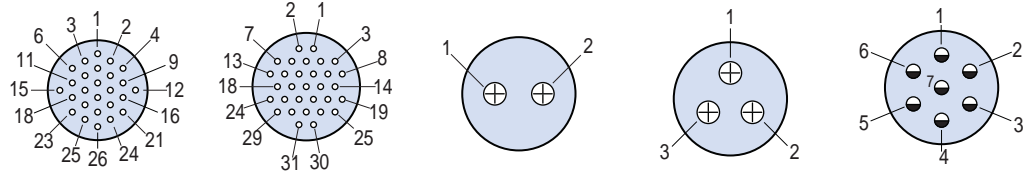
# Series 80 Mighty Mouse Contact Arrangements



## Mating Face View of Pin Connector (socket connector numbers are reversed)

### Contact Legend

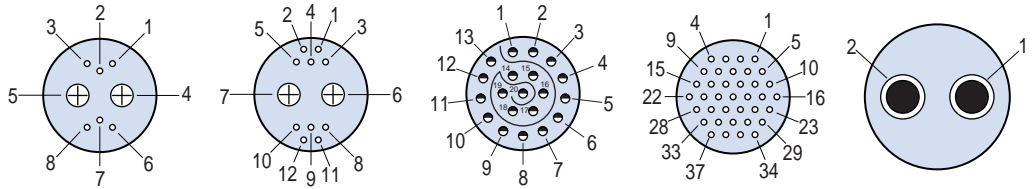
- #23 ○
- #20HD ●
- #20 ●
- #16 ●
- #12 ⊕



Series 800, 802, 803, 804	10-26	11-31	12-2	12-3	12-7
Series 801	10-26	11-31	13-2	13-3	13-7
Series 805	12-26	13-31	15-2	15-3	15-7
No. of Contacts	26	31	2	3	7
Contact Size	#23	#23	#12	#12	#16
DWV Voltage (VAC)	500	500	1800	1800	1800
Current Rating (Amps)	5	5	23	23	13

### Contact Legend

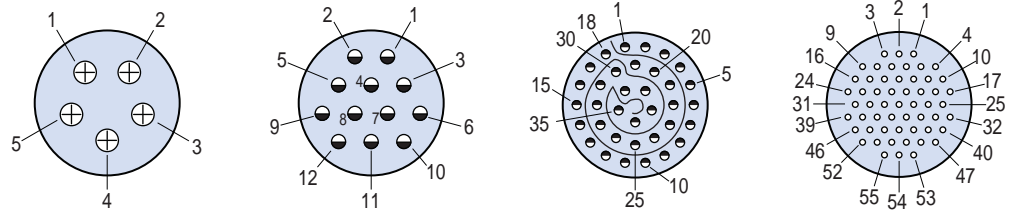
- #23
- #20HD
- #20
- #16
- ⊕ #12
- #8



Series 800	12-200	12-201	12-220	12-37	Not Avail.
Series 802, 803, 804	12-200	12-201	12-220	12-37	14-2
Series 801	13-200	13-201	13-220	13-37	16-2
Series 805	15-200	15-201	15-220	15-37	18-2
No. of Contacts	2 6	2 10	20	37	2
Contact Size	#12 #23	#12 #23	#20HD	#23	#8
DWV Voltage (VAC)	1800 500	1800 500	750	500	1800
Current Rating (Amps)	23 5	23 5	7.5	5	46

### Contact Legend

- #23 ○
- #20HD ●
- #20 ●
- #16 ●
- #12 ⊕



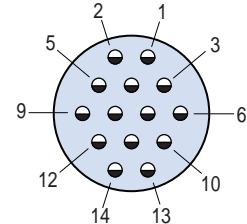
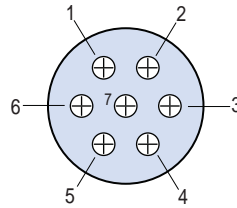
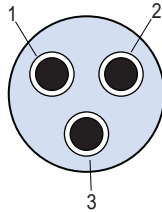
Series 802, 803, 804	14-5	14-12	14-235	14-55
Series 801	16-5	16-12	16-235	16-55
Series 805	18-5	18-12	18-235	18-55
No. of Contacts	5	12	35	55
Contact Size	#12	#16	#20HD	#23
DWV Voltage (VAC)	1800	1800	750	500
Current Rating (Amps)	23	13	7.5	5

Dimensions in inches (millimeters) and are subject to change without notice.

### Mating Face View of Pin Connector (socket connector numbers are reversed)

#### Contact Legend

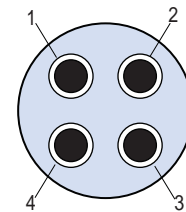
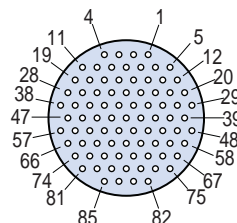
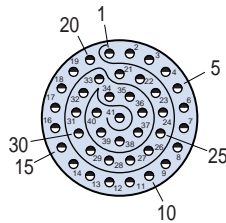
- #23 ○
- #20HD ●
- #20 ●
- #16 ●
- #12 ⊕
- #8 ●



Series 801	17-3	17-7	17-14
Series 802	15-3	15-7	15-14
Series 805	19-3	19-7	19-14
No. of Contacts	3	7	14
Contact Size	#8	#12	#16
DWV Voltage (VAC)	1800	1800	1800
Current Rating (Amps)	46	23	13

#### Contact Legend

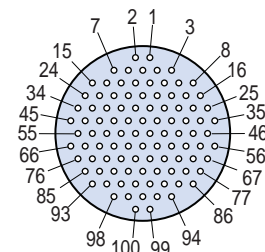
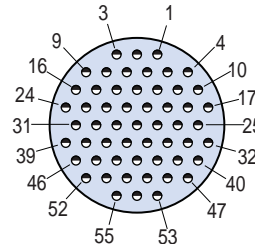
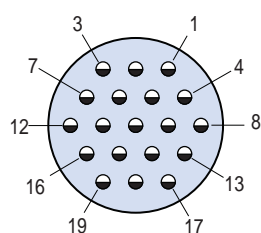
- #23 ○
- #20HD ●
- #20 ●
- #16 ●
- #12 ⊕
- #8 ●



Series 801	17-241	17-85	19-4
Series 802	15-241	15-85	19-4
Series 805	19-241	19-85	21-4
No. of Contacts	41	85	4
Contact Size	#20HD	#23	#8
DWV Voltage (VAC)	750	500	1800
Current Rating (Amps)	7.5	5	46

#### Contact Legend

- #23 ○
- #20HD ●
- #20 ●
- #16 ●
- #12 ⊕
- #8 ●



Series 801, 802	19-19	19-255	19-100
Series 805	21-19	21-255	21-100
No. of Contacts	19	55	100
Contact Size	#16	#20HD	#23
DWV Voltage (VAC)	1800	750	500
Current Rating (Amps)	13	7.5	5

Dimensions in inches (millimeters) and are subject to change without notice.

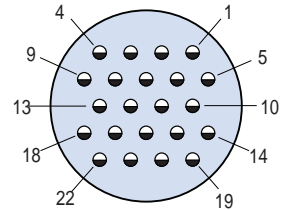
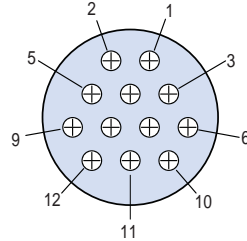
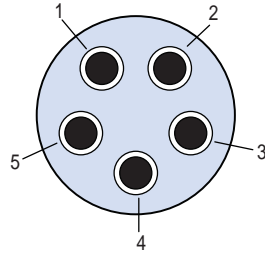
# Series 80 Mighty Mouse Contact Arrangements



## Mating Face View of Pin Connector (socket connector numbers are reversed)

### Contact Legend

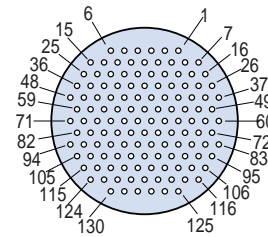
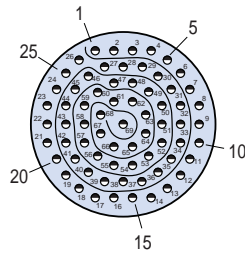
- #23 ○
- #20HD ●
- #20 ●
- #16 ●
- #12 ⊕
- #8 ⊕



Series 801, 802	21-5	21-12	21-22
Series 805	23-5	23-12	23-22
No. of Contacts	5	12	22
Contact Size	#8	#12	#16
DWV Voltage (VAC)	1800	1800	1800
Current Rating (Amps)	46	23	13

### Contact Legend

- #23 ○
- #20HD ●
- #20 ●
- #16 ●
- #12 ⊕
- #8 ⊕



Series 801, 802	21-269	21-130
Series 805	23-269	23-130
No. of Contacts	69	130
Contact Size	#20HD	#23
DWV Voltage (VAC)	750	500
Current Rating (Amps)	7.5	5

Dimensions in inches (millimeters) and are subject to change without notice.