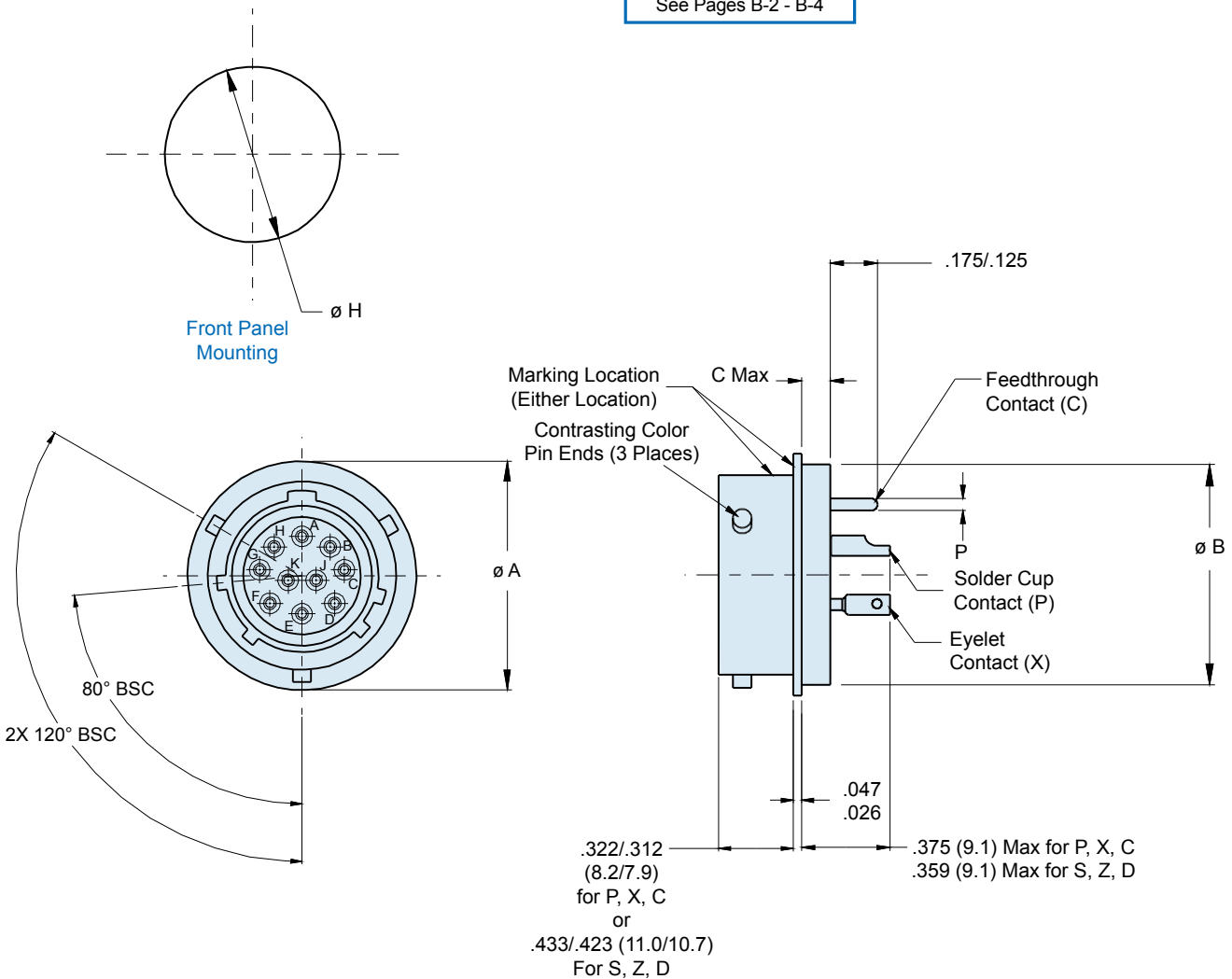
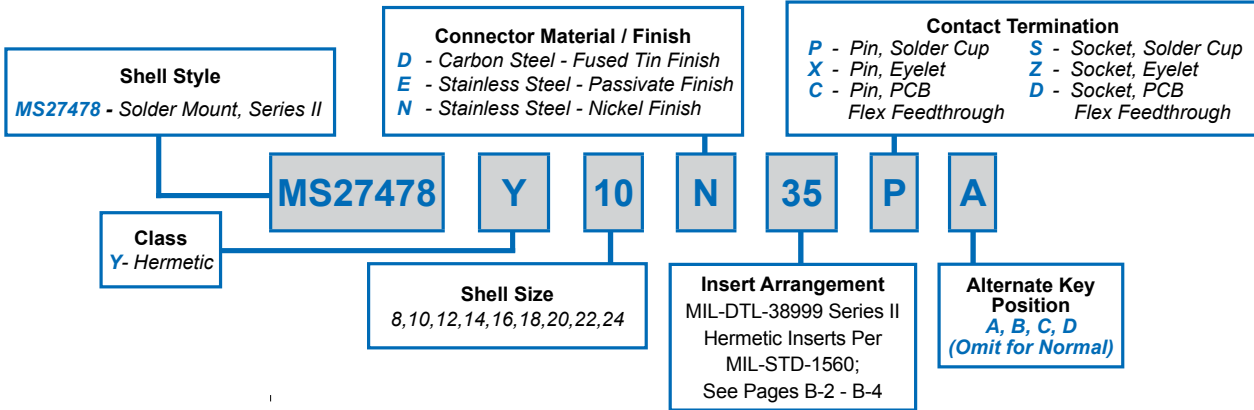


How To Order: MS

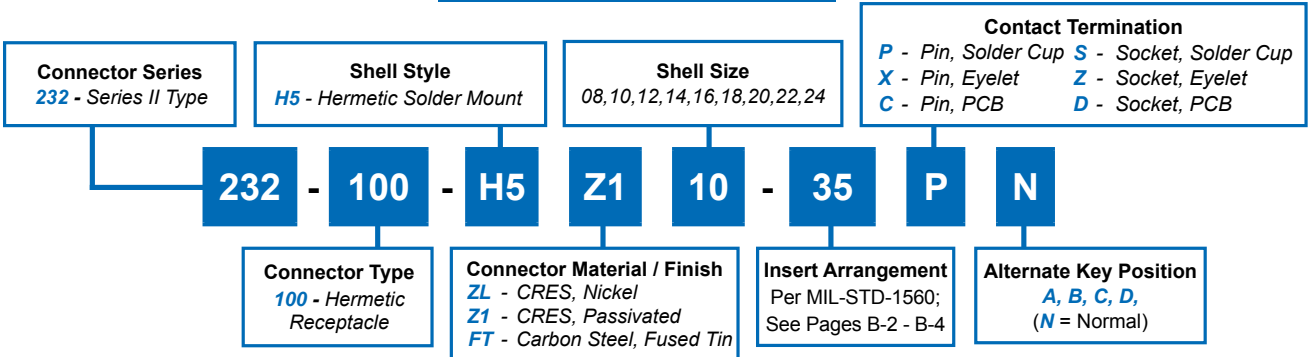


232-100-H5 Solder Mount Hermetic Receptacle MIL-DTL-38999 Series II Type



MIL-DTL
38999 Type

How To Order: Commercial



B

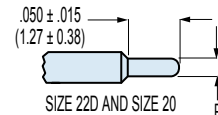
HERMETIC LEAK RATE MOD CODES	
Designator	Required Leak Rate
-585A	1 x 10 ⁻¹⁰ cc's Helium per second
-585B	1 x 10 ⁻⁹ cc's Helium per second
-585C	1 x 10 ⁻⁸ cc's Helium per second

TABLE II: CONTACT SIZE

PRINTED CIRCUIT TAIL CONFIGURATIONS
CONTACT STYLE C AND D



SIZE 12 AND SIZE 16



SIZE 22D AND SIZE 20

Contact Size	ø P
22D	.011 (0.28) .015 (0.38)
20	.024 (0.61) .028 (0.71)
16	.0635 (1.61) .0615 (1.56)
12	.095 (2.41) .093 (2.36)

TABLE I: CONNECTOR DIMENSIONS

SHELL SIZE	ø A ±.011(0.3)	ø B	C MAX	ø H ±.005(0.1)
8/08	.688(17.5)	.563(14.3) .557(14.1)	.125(3.2)	.570(14.5)
10	.798(20.3)	.673(17.1) .667(16.9)		.680(17.3)
12	.907(23.0)	.782(19.9) .776(19.7)		.789(20.0)
14	1.032(26.2)	.907(23.0) .901(22.9)		.914(23.2)
16	1.157(29.4)	1.032(26.2) 1.027(26.1)		1.039(26.4)
18	1.282(32.6)	1.157(29.4) 1.151(29.2)		1.164(29.6)
20	1.376(35.0)	1.251(31.8) 1.245(31.6)	.156(4.0)	1.258(32.0)
22	1.501(38.1)	1.376(35.0) 1.370(34.8)		1.383(35.1)
24	1.626(41.3)	1.501(38.1)		1.508(38.3)
		1.495(38.0)		

WIRE ACCOMODATION

Contact Size	Wire Gauge
22D	#22 - #28
20	#20 - #24
16	#16 - #20
12	#12 - #14