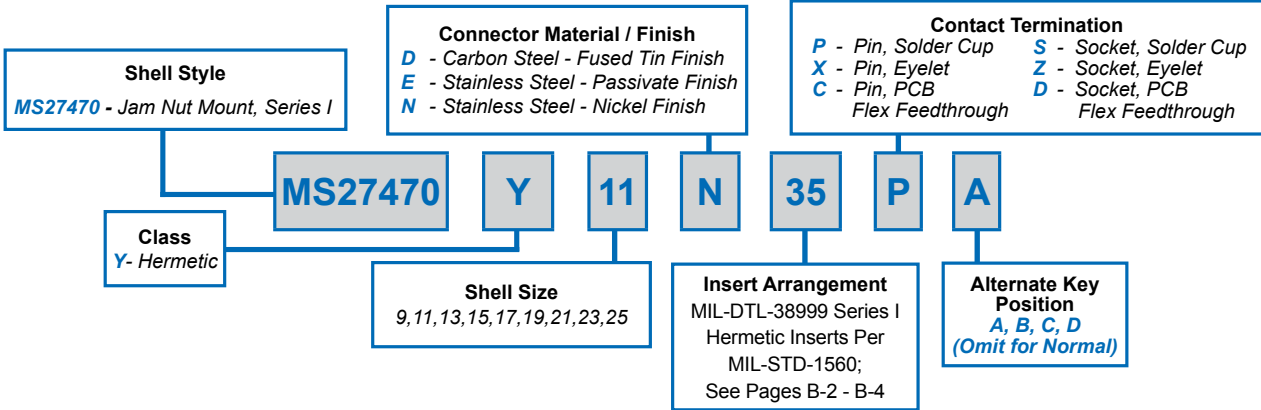
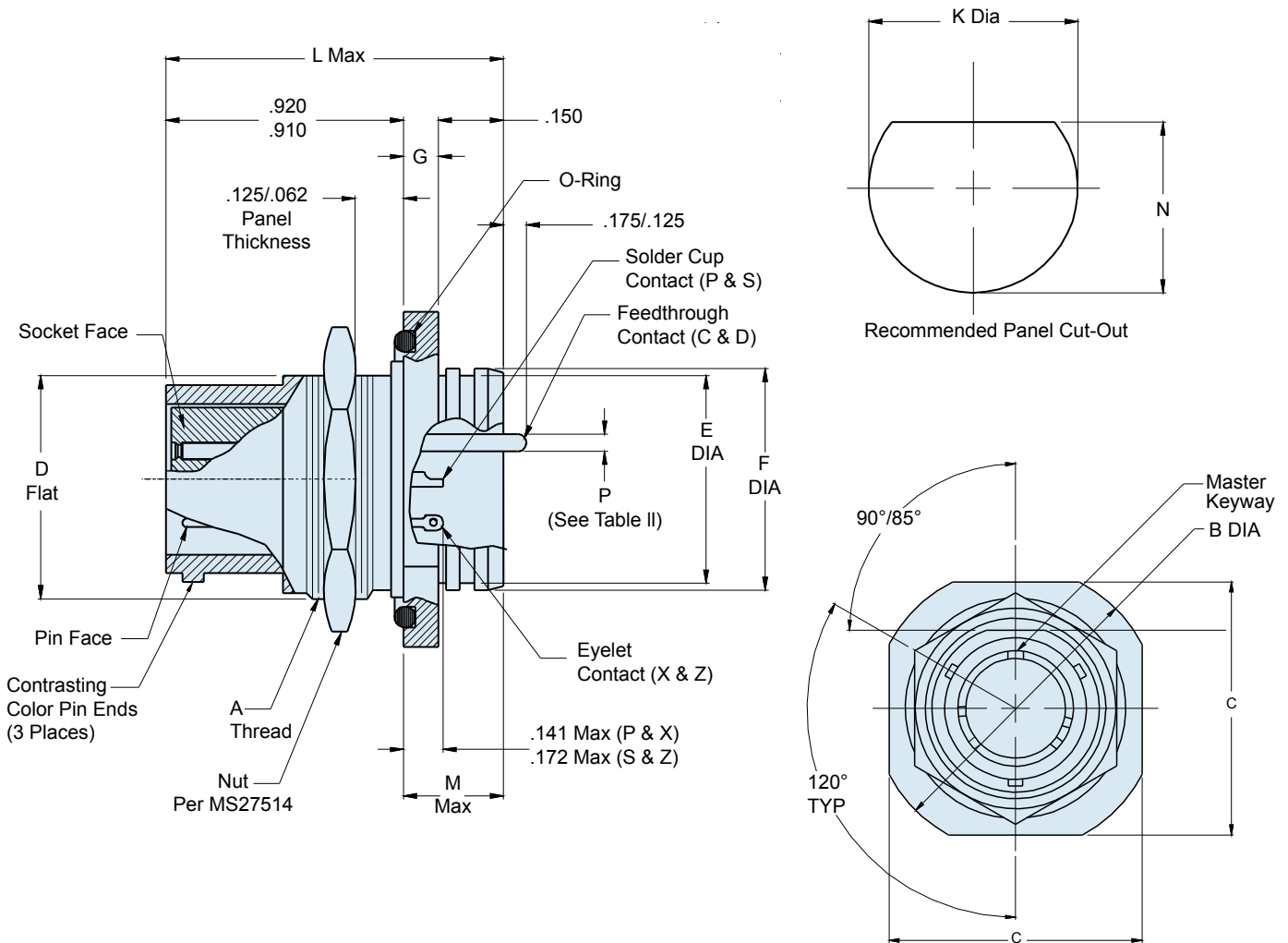


MS27470 Jam Nut Mount Hermetic Receptacle MIL-DTL-38999 Series I

How To Order: MS



B

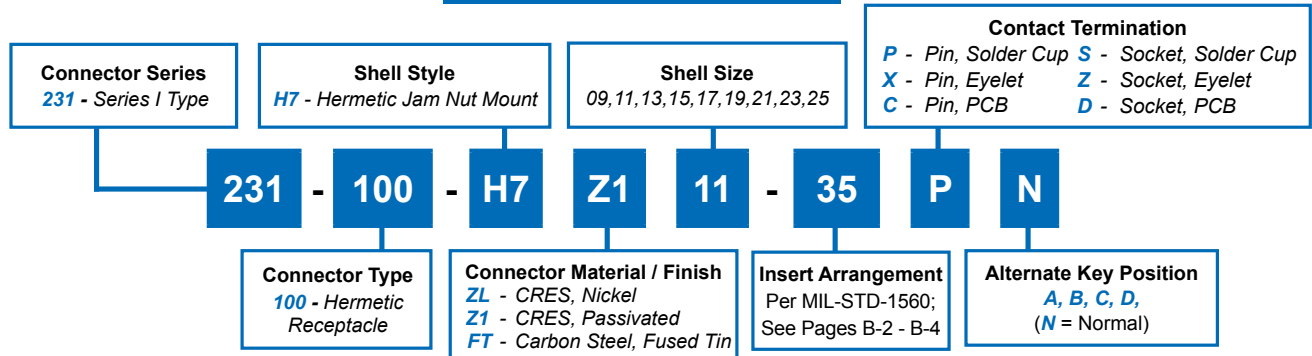


231-100-H7 Jam Nut Mount Hermetic Receptacle MIL-DTL-38999 Series I Type



MIL-DTL
38999 Type

How To Order: Commercial



B

TABLE I: CONNECTOR DIMENSIONS

SHELL SIZE	A THREAD CLASS 2A	B DIA ±.016(0.4)	C ±.016(0.4)	D FLAT ±.005(0.1)	E DIA ±.011(0.3)	F DIA ±.005(0.1)
9/09	.6875-24 UNEF	1.188(30.2)	1.062(27.0)	.65(16.5)	.602(15.3)	.648(16.5)
11	.8125-20 UNEF	1.375(34.9)	1.25(31.8)	.75(19.1)	.726(18.4)	.772(19.6)
13	1.000-20 UNEF	1.5(38.1)	1.375(34.9)	.937(23.8)	.852(21.6)	.898(22.8)
15	1.125-18 UNEF	1.625(41.3)	1.5(38.1)	1.061(26.9)	.978(24.8)	1.024(26.0)
17	1.250-18 UNEF	1.75(44.5)	1.625(41.3)	1.186(30.1)	1.102(28.0)	1.148(29.2)
19	1.375-18 UNEF	1.938(49.2)	1.812(46.0)	1.311(33.3)	1.228(31.2)	1.274(32.4)
21	1.500-18 UNEF	2.062(52.4)	1.938(49.2)	1.436(36.5)	1.352(34.3)	1.398(35.5)
23	1.625-18 UNEF	2.188(55.6)	2.062(52.4)	1.561(39.6)	1.478(37.5)	1.524(38.7)
25	1.750-18 UNS	2.312(58.7)	2.188(55.6)	1.686(42.8)	1.602(40.7)	1.648(41.9)

TABLE I (CONTINUED): CONNECTOR DIMENSIONS

SHELL SIZE	G ±.016(0.4)	K DIA ±.005 (0.1)	L MAX	M MAX	N ± .005 (0.1)
9/09	.109 (2.8)	.693 (17.60)	1.200 (30.5)	.280 (7.1)	.657 (16.70)
11	.109 (2.8)	.825 (20.96)	1.200 (30.5)	.280 (7.1)	.771 (19.59)
13	.109 (2.8)	1.010 (25.65)	1.200 (30.5)	.280 (7.1)	.955 (24.26)
15	.109 (2.8)	1.135 (28.83)	1.200 (30.5)	.280 (7.1)	1.085 (27.56)
17	.109 (2.8)	1.260 (32.01)	1.200 (30.5)	.280 (7.1)	1.210 (30.73)
19	.140 (3.6)	1.385 (35.18)	1.231 (31.3)	.311 (7.9)	1.335 (33.91)
21	.140 (3.6)	1.510 (38.35)	1.231 (31.3)	.311 (7.9)	1.460 (37.08)
23	.140 (3.6)	1.635 (41.53)	1.231 (31.3)	.311 (7.9)	1.585 (40.26)
25	.140 (3.6)	1.760 (44.70)	1.231 (31.3)	.311 (7.9)	1.710 (43.43)

HERMETIC LEAK RATE MOD CODES

Designator	Required Leak Rate
-585A	1 x 10 ⁻¹⁰ cc's Helium per second
-585B	1 x 10 ⁻⁹ cc's Helium per second
-585C	1 x 10 ⁻⁸ cc's Helium per second

WIRE ACCOMODATION

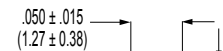
Contact Size	Wire Gauge
22D	#22 - #28
20	#20 - #24
16	#16 - #20
12	#12 - #14

TABLE II: CONTACT SIZE

PRINTED CIRCUIT TAIL CONFIGURATIONS
CONTACT STYLE C AND D



SIZE 12 AND SIZE 16



SIZE 22D AND SIZE 20

Contact Size	ø P
22D	.011 (0.28) .015 (0.38)
20	.024 (0.61) .028 (0.71)
16	.0635 (1.61) .0615 (1.56)
12	.095 (2.41) .093 (2.36)