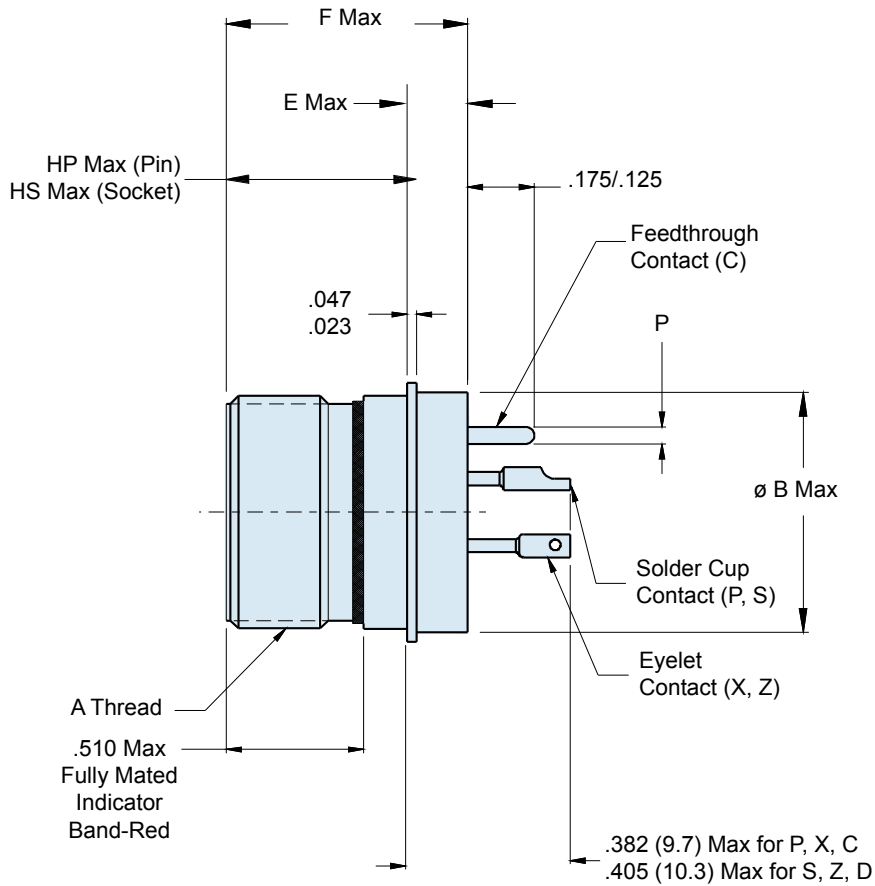
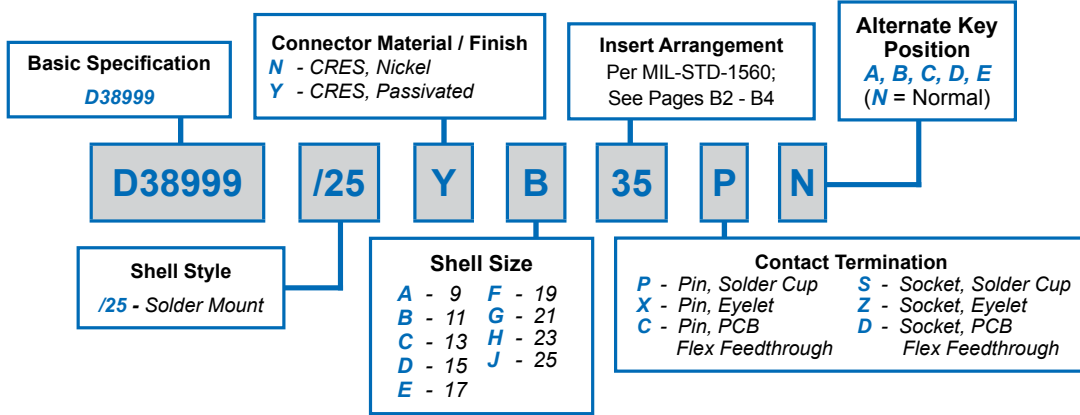


How To Order: MS

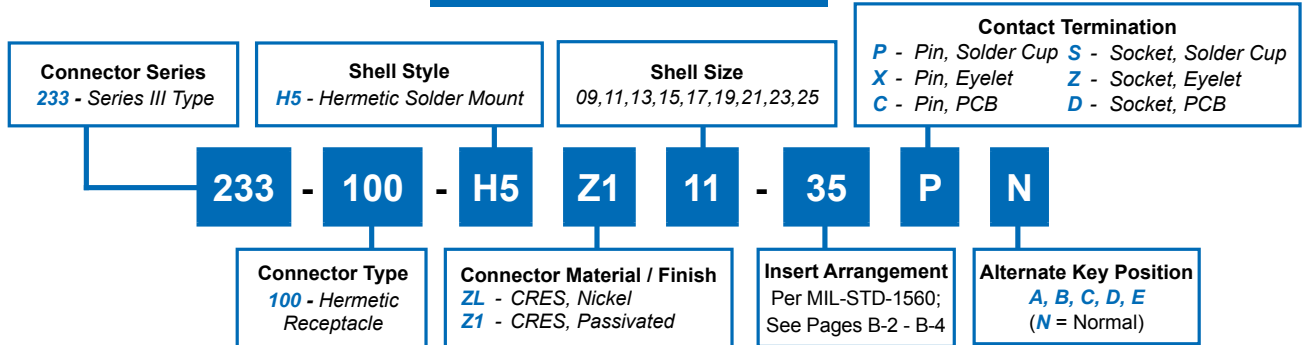


233-100-H5 Solder Mount Hermetic Receptacle MIL-DTL-38999 Series III Type



MIL-DTL
38999 Type

How To Order: Commercial



B

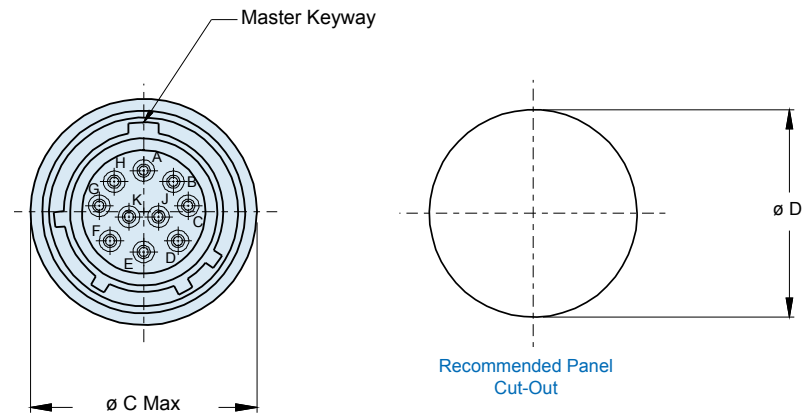
TABLE I: CONNECTOR DIMENSIONS

SHELL SIZE CODE	SHELL SIZE	A THREAD	ø B MAX	ø C MAX	ø D ±.005(0.1)	E MAX	F MAX	HP MAX	HS MAX
A	9/09	.6250-.1P-.3L-TS-2A	.673(17.1)	.764(19.4)	.680(17.3)	.201(5.1)	.937(23.8)	.677(17.2)	.764(19.4)
B	11	.7500-.1P-.3L-TS-2A	.783(19.9)	.858(21.8)	.789(20.0)	.201(5.1)	.937(23.8)	.677(17.2)	.764(19.4)
C	13	.8750-.1P-.3L-TS-2A	.909(23.1)	.980(24.9)	.914(23.2)	.201(5.1)	.937(23.8)	.677(17.2)	.764(19.4)
D	15	1.0000-.1P-.3L-TS-2A	1.031(26.2)	1.106(28.1)	1.038(26.4)	.201(5.1)	.937(23.8)	.677(17.2)	.764(19.4)
E	17	1.1875-.1P-.3L-TS-2A	1.157(29.4)	1.232(31.3)	1.164(29.6)	.201(5.1)	.937(23.8)	.677(17.2)	.764(19.4)
F	19	1.2500-.1P-.3L-TS-2A	1.252(31.8)	1.323(33.6)	1.258(32.0)	.201(5.1)	.937(23.8)	.677(17.2)	.764(19.4)
G	21	1.3750-.1P-.3L-TS-2A	1.378(35.0)	1.449(36.8)	1.383(35.1)	.201(5.1)	.937(23.8)	.677(17.2)	.764(19.4)
H	23	1.5000-.1P-.3L-TS-2A	1.504(38.2)	1.575(40.0)	1.508(38.3)	.232(5.9)	.969(24.6)	.677(17.2)	.764(19.4)
J	25	1.6250-.1P-.3L-TS-2A	1.626(41.3)	1.701(43.2)	1.643(41.7)	.232(5.9)	.969(24.6)	.677(17.2)	.764(19.4)

TABLE II: CONTACT SIZE

PRINTED CIRCUIT TAIL CONFIGURATIONS
CONTACT STYLE C AND D

Contact Size	ø P
22D	.011 (0.28) .015 (0.38)
20	.024 (0.61) .028 (0.71)
16	.0635 (1.61) .0615 (1.56)
12	.095 (2.41) .093 (2.36)



WIRE ACCOMODATION

Contact Size	Wire Gauge
22D	#22 - #28
20	#20 - #24
16	#16 - #20
12	#12 - #14

HERMETIC LEAK RATE MOD CODES

Designator	Required Leak Rate
-585A	1 x 10 ⁻¹⁰ cc's Helium per second
-585B	1 x 10 ⁻⁹ cc's Helium per second
-585C	1 x 10 ⁻⁸ cc's Helium per second