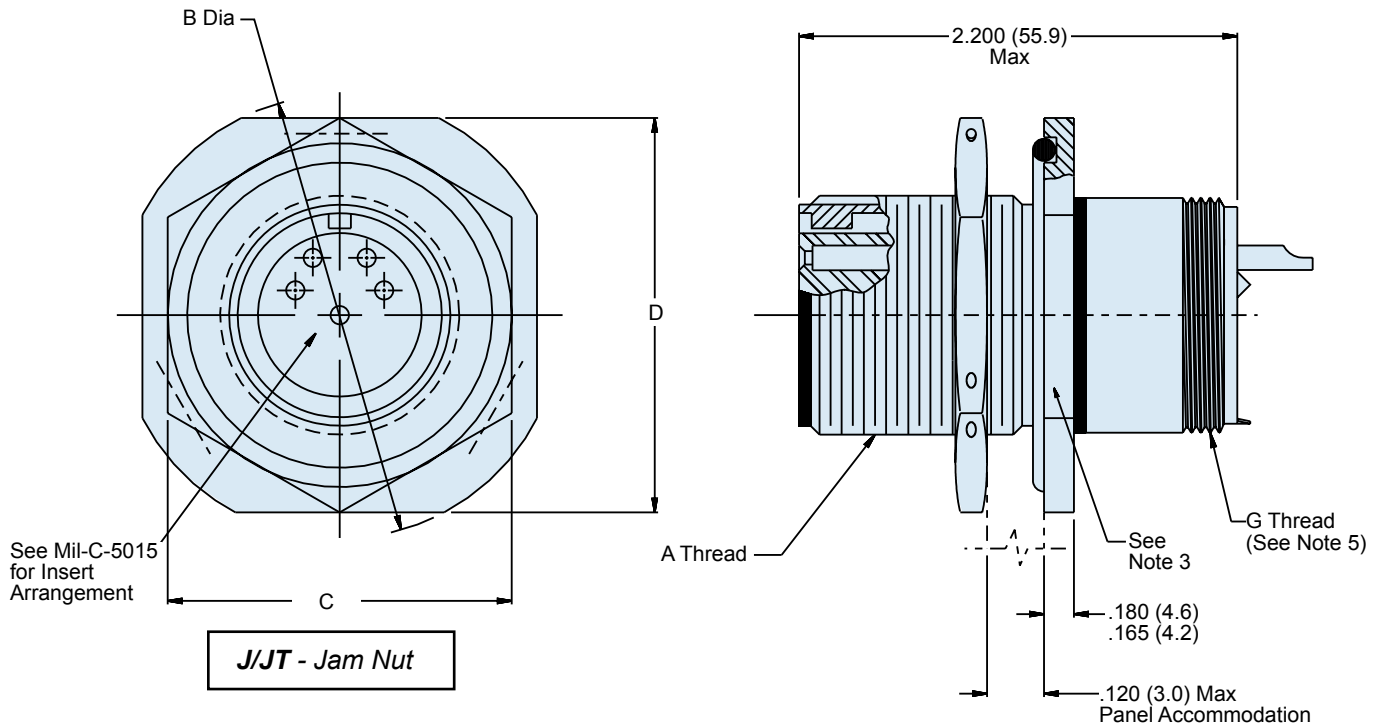
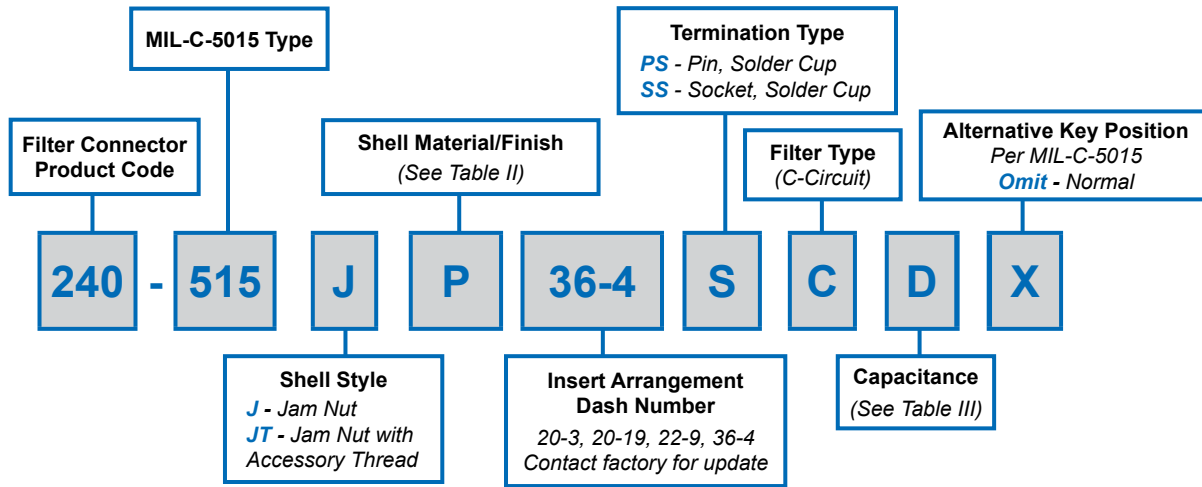


# 240-515-J Jam Nut Mount Filtered Receptacle Connector (5015 Type)



## APPLICATION NOTES

- Materials/Finishes:  
Shells - See Table II  
Insulators - High grade thermoplastic/N.A.  
Seals - Fluorosilicone/N.A.  
Contacts - Copper Alloy/Gold Plated
- EMI Circular Filter Connector designed to meet MIL-DTL-5015
- Assembly to be identified with date code, cage code, Glenair P/N, and serial number
- Electrical Performance:  
A - Capacitance - See Table III  
B - I.R. 5000 Megohms min at 200 VDC  
C - D.W.V. 500 VDC with 100 micro amps max leakage
- Shell style JT shown
- Metric dimensions (mm) are indicated in parentheses

# 240-515-J Jam Nut Mount Filtered Receptacle Connector (5015 Type)



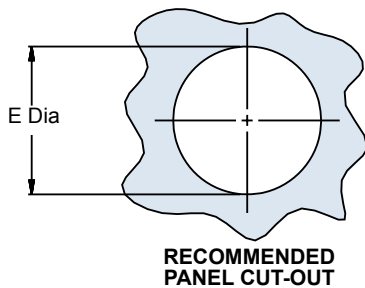
5015 Power Connectors

**TABLE I: DIMENSIONS**

Shell Size	A Thread Class 2A	B Dia ±.005 (0.13)	C ±.010 (0.25)	D ±.005 (0.13)	E Dia +.015 (0.38) -.000 (0)	F ±.005 (0.13)	G Thread Class 2A
14S	.875 - 20 UNEF	1.647 (41.8)	1.125 (28.6)	1.562 (39.7)	.880 (22.4)	.720 (18.3)	7/8-20 UNEF
16S	1.000 - 20 UNEF	1.772 (45.0)	1.250 (31.8)	1.687 (42.8)	1.005 (25.5)	.720 (18.3)	1-20 UNEF
18	1.125 - 18 UNEF	1.817 (46.2)	1.375 (34.9)	1.812 (46.0)	1.130 (28.7)	.970 (24.6)	1 1/16-18 UNEF
20	1.250 - 18 UNEF	2.022 (51.4)	1.500 (38.1)	1.937 (49.2)	1.255 (31.9)	.970 (24.6)	1 3/16-18 UNEF
22	1.375 - 18 UNEF	2.241 (56.9)	1.625 (41.3)	2.156 (54.8)	1.380 (35.1)	.970 (24.6)	1 5/16-18 UNEF
24	1.500 - 18 UNEF	2.356 (59.8)	1.750 (44.5)	2.281 (57.9)	1.505 (38.2)	.970 (24.6)	1 7/16-18 UNEF
32	2.000 - 18 UNS	2.856 (72.5)	2.375 (60.3)	2.781 (70.6)	2.005 (50.9)	.970 (24.6)	2-18 UNS
36	2.250 - 16 UN	2.118 (53.8)	2.875 (73.0)	3.031 (77.0)	2.255 (57.3)	.970 (24.6)	2 1/4-16 UN
40	2.500 - 16 UN	3.368 (85.5)	2.875 (73.0)	3.281 (83.3)	2.503 (63.6)	.970 (24.6)	1 1/2-16 UN

**TABLE III: CAPACITOR ARRAY CODE AND CAPACITANCE RANGE**

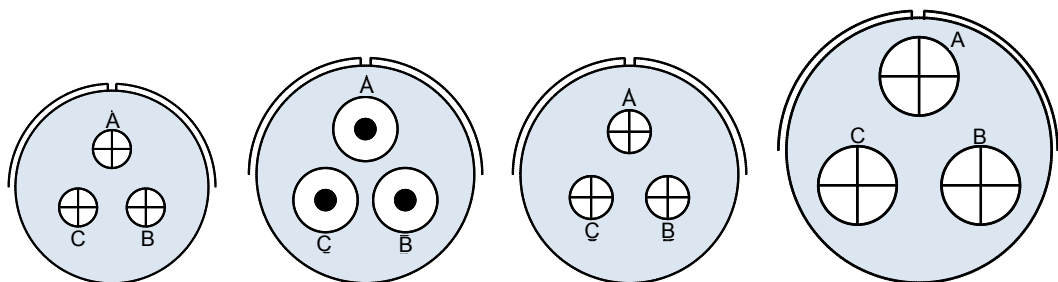
CLASS	C - SECTION (pF)
X	80,000 - 120,000
Y	40,000 - 60,000
Z	30,000 - 45,000
A	19,000 - 28,000
B	16,000 - 22,500
C	9,000 - 16,500



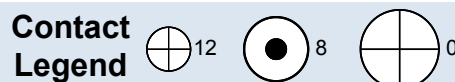
**TABLE II: SHELL MATERIAL/FINISH**

Symbol	Material	Finish Description
M	Aluminum	Electroless Nickel
NF		Cadmium Olive Drab Over Electroless Nickel
P	Stainless Steel	Electro-Deposited Nickel

**Example Contact Arrangements**



Arrangement	20-3	20-19	22-9	36-4
Contact Size	12	8	12	0
Service Rating	D	A	E	A=D; B,C=A



**F**