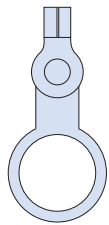
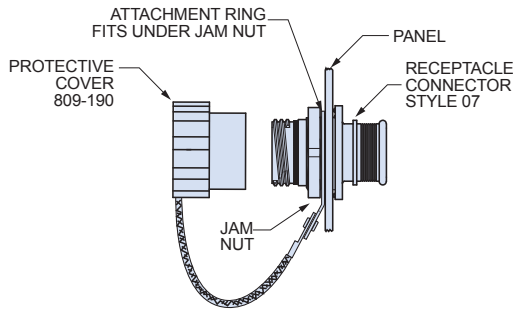


809-190 and 809-191 Series 801 Mighty Mouse Double-Start ACME Threads Rubber Protective Cover Dimensions



Series 801
High Speed
Mighty Mouse

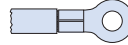
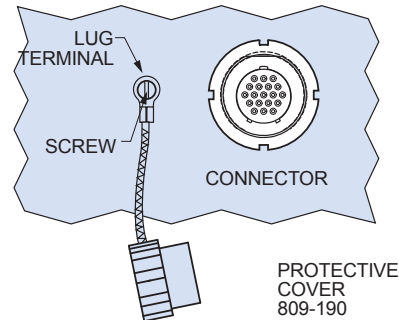
Attaching a 809-190 Receptacle Cover to a Rear Panel Mounted Jam Nut Receptacle



Solid Ring

Dia. Code	Shell Size	Ring I.D.		Ring O.D.	
		In.	mm.	In.	mm.
		± .010	±0.25	± .015	± 0.38
09	6	.445	11.30	.565	14.35
11	7	.570	14.48	.685	17.40

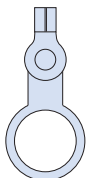
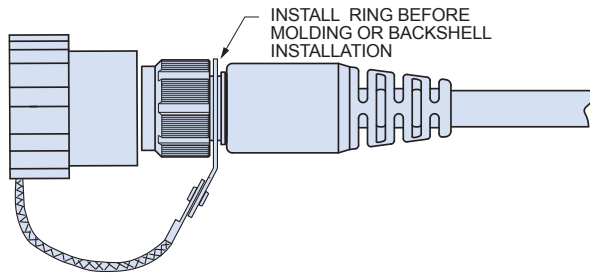
Attaching a Cover to a Panel With a Screw



Lug Terminal for Attaching Receptacle Covers to a Panel with a Screw

Dia. Code	Screw Size	Ring I.D.		Ring O.D.	
		In.	mm.	In.	mm.
		±.005	±0.13	Max.	Max.
01	#4, M3	.126	3.20	.31	7.9
02	#6	.145	3.68	.31	7.9
06	#8, M4	.188	4.78	.31	7.9
07	#10	.197	5.00	.31	7.9

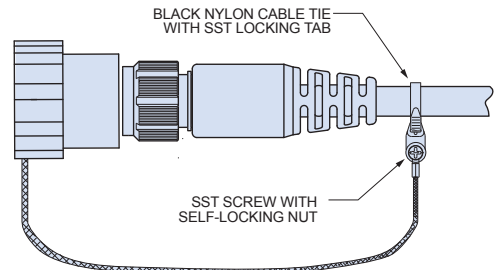
Attaching a Cover to a Cable Assembly With a Solid Ring



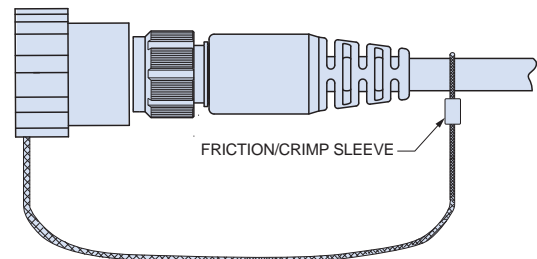
Large Ring

Dia. Code	Shell Size	Ring I.D.		Ring O.D.	
		In.	mm.	In.	mm.
		± .010	±0.25	± .015	± 0.38
08	6	.385	9.78	.510	12.95
09	7	.445	11.30	.565	14.35

Attaching a Cover to a Cable Assembly With Type WS Cable Tie

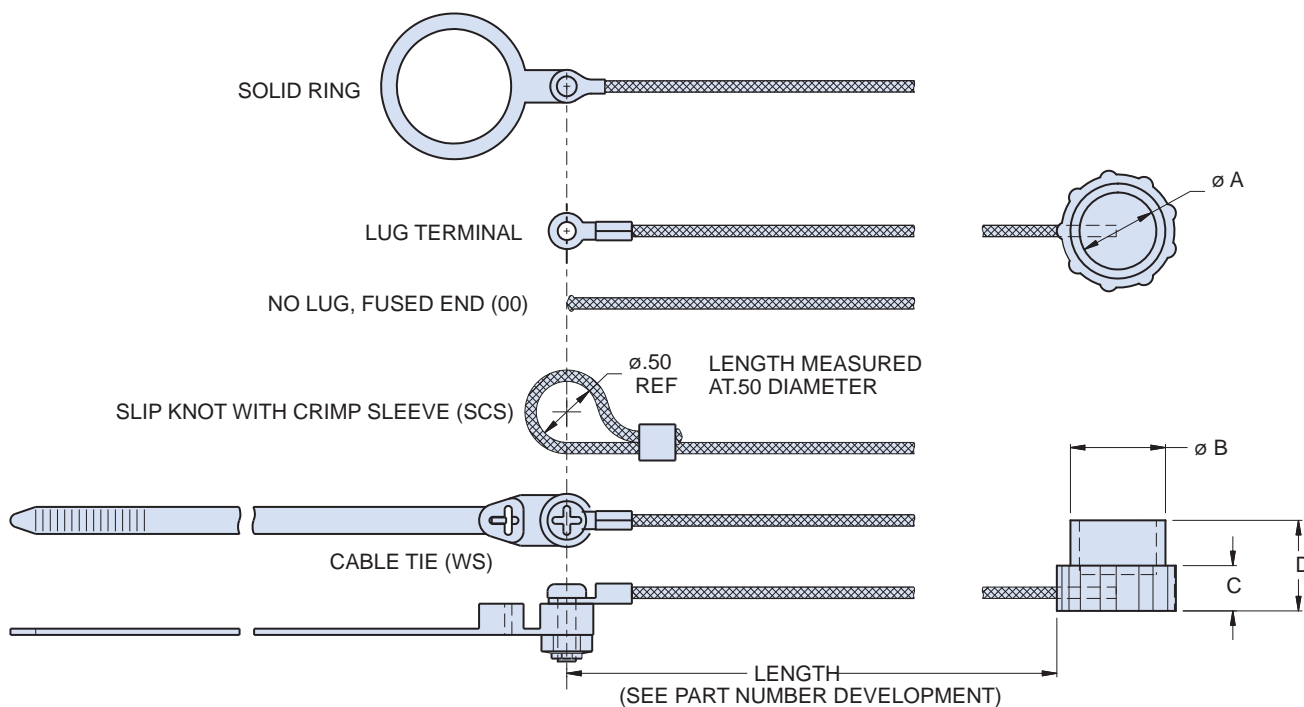


Attaching a Cover to a Cable Assembly With Type SCS Slip Knot



Dimensions in Inches (millimeters) are subject to change without notice.

809-190 and 809-191 Series 801 Mighty Mouse Double-Start ACME Threads Rubber Protective Cover Dimensions



809-190 Receptacle Cover								
Shell Size	Ø A		Ø B		C		D	
	In.	mm.	In.	mm.	In.	mm.	In.	mm.
06	.35	8.9	.47	11.9	.31	7.9	.62	15.7
07	.41	10.4	.53	13.5	.31	7.9	.62	15.7

809-191 Plug Cover								
Shell Size	Ø A		Ø B		C		D	
	In.	mm.	In.	mm.	In.	mm.	In.	mm.
06	.57	14.5	.76	19.3	.375	9.5	.875	22.2
07	.66	16.8	.85	21.6	.375	9.5	.875	22.2

Dimensions in Inches (millimeters) are subject to change without notice.