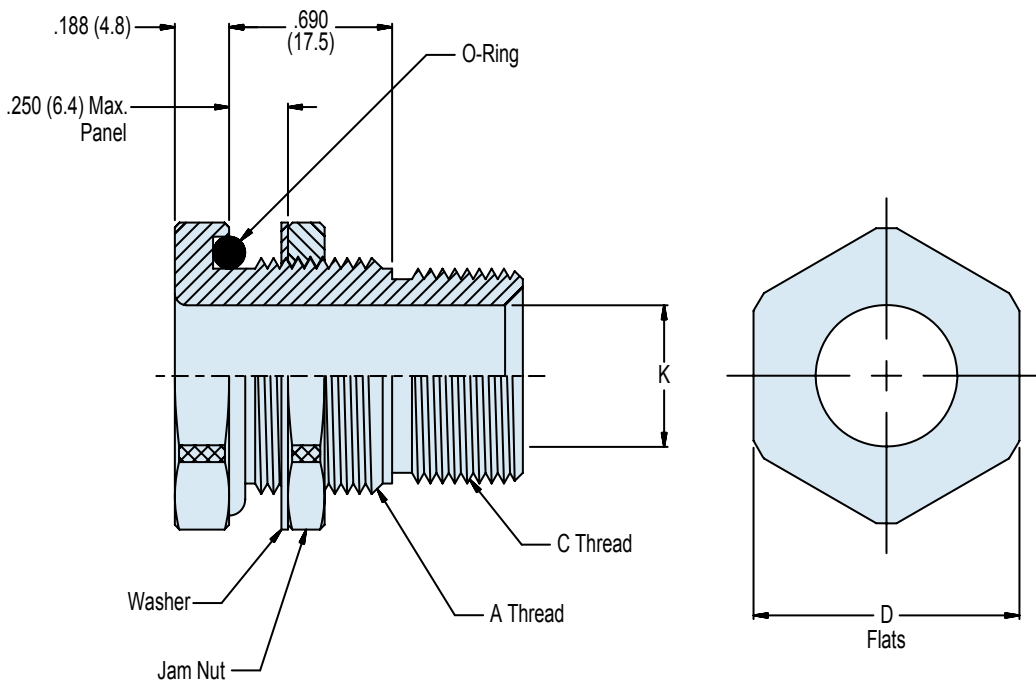
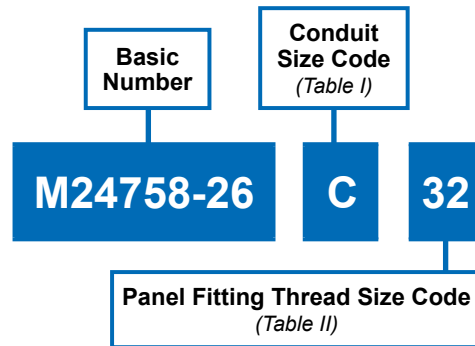


A



APPLICATION NOTES

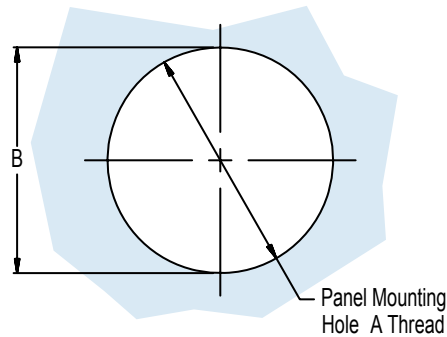
1. Assembly identified with manufacturer's code identification number (Glenair, part number and classification code 490).
2. The M24758-26 adapter provides the capability of terminating a M24758-2, M24758-3 or M24758-4 fitting to a panel.
3. Material / Finish:
Adapter, coupling nut - 316 / electroless nickel, matte finish
4. Metric dimensions (mm) are indicated in parentheses.

MIL-PRF-24758-26 Adapter for Panel Termination



MIL-PRF
24758A

A



Panel Cut-Out

NOTE: Panel Cut-Out is +.016 (0.41) -.000 over A Thread Size.

TABLE I		
CONDUIT SIZE CODE	C CLASS - 2A THREAD	K DIA MIN
A	.438-28 UNEF	.245 (6.22)
B	.688-24 UNEF	.495 (12.57)
C	.938-20 UNEF	.745 (18.92)
D	1.250-18 UNEF	.995 (25.27)
E	1.563-18 UNEF	1.245 (31.62)
F	1.875-16 UN	1.495 (37.97)
G	2.375-16 UN	1.995 (50.67)
H	2.875-16 UN	2.495 (63.37)
J	.563-24 UNEF	.370 (9.40)
K	.813-20 UNEF	.620 (15.75)
L	3.375-16 UN	2.995 (76.07)

TABLE II				
DASH NO	A CLASS - 2A THREAD	B +.03 (0.8) -.00	D FLATS	MAX SIZE CODE (TABLE I)
20	5/8-24 UNEF	.630 (16.0)	.875 (22.2)	A & J
24	3/4-20 UNEF	.750 (19.1)	1.000 (25.4)	B
28	7/8-20 UNEF	.880 (22.4)	1.125 (28.6)	B & K
32	1-20 UNEF	1.000 (25.4)	1.250 (31.8)	C
36	1 1/8-18 UNEF	1.130 (28.7)	1.375 (34.9)	C
40	1 1/4-18 UNEF	1.250 (31.8)	1.500 (38.1)	D
42	1 5/16-18 UNEF	1.310 (33.3)	1.625 (41.3)	D
48	1 1/2-18 UNEF	1.500 (38.1)	1.750 (44.5)	D
56	1 3/4-16 UN	1.750 (55.5)	2.000 (50.8)	E
64	2-16 UN	2.000 (50.8)	2.250 (57.2)	F