



M85049/48-3
Low Profile Rectangular Backshells
for Individual Wires

M85049/48-3-3 F

Basic Part No. _____
Dash No. _____
Finish _____
F = Yellow Chromate over Cadmium

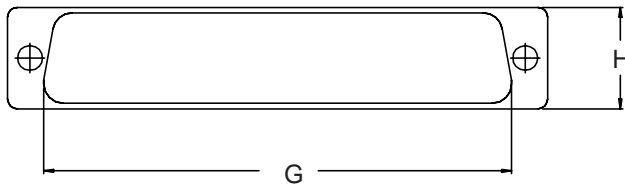
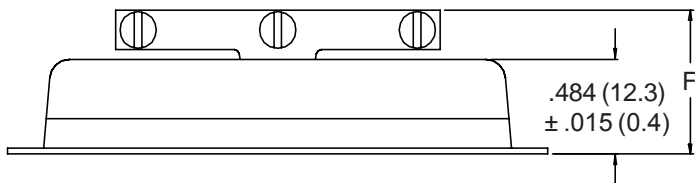
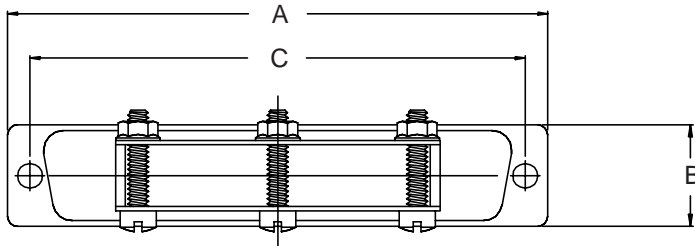


TABLE I: CONNECTOR INTERFACE & BACKSHELL DIMENSIONS

Dash No.	# of Screws	A		B		C		F	G		H		
		±.015 (0.4)	(0.4)	±.015 (0.4)	(0.4)	±.005 (.1)	(.1)	Max	±.015 (0.4)	(0.4)	±.015 (0.4)	(0.4)	
2	2	1.531	(38.9)	.500	(12.7)	1.312	(33.3)	.679	(17.2)	1.091	(27.7)	.442	(11.2)
3	2	2.078	(52.8)	.500	(12.7)	1.852	(47.0)	.679	(17.2)	1.631	(41.4)	.442	(11.2)
4	3	2.718	(69.0)	.500	(12.7)	2.500	(63.5)	.679	(17.2)	2.282	(58.0)	.442	(11.2)
5	3	2.625	(66.7)	.609	(15.5)	2.406	(61.1)	.703	(17.9)	2.205	(56.0)	.565	(14.4)

1. For complete dimensions see applicable Military Specification.
2. Metric dimensions (mm) are indicated in parentheses.
3. Material: Steel.