

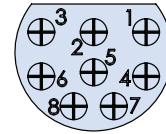
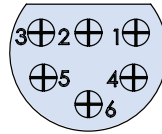
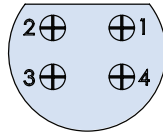
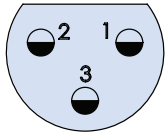


10K PSI / 700 BAR / 7000M SuperG55™ High-Pressure, Dry-Mate Subsea Connectors

Insert arrangements



SUPERG55™ INSERT ARRANGEMENTS Mating face view of pin insert (socket insert IDs are reversed)



Shell Size 15

1503

3 Size #12 AWG
Contacts

1504

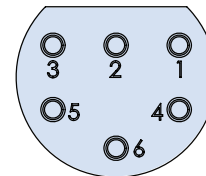
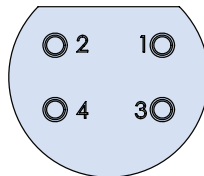
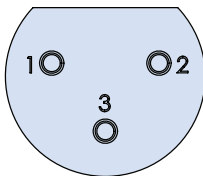
4 Size #16 AWG
Contacts

1506

6 size #16 AWG
Contacts

1508*

8 size #16 AWG
Contacts



Shell Size 20

2003

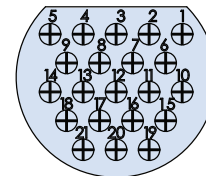
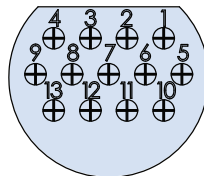
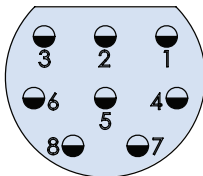
3 Size #10 AWG
Contacts

2004

4 Size #10 AWG
Contacts

2006

6 Size #10 AWG
Contacts



Shell Size 20

2008*

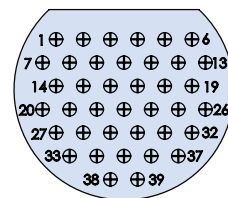
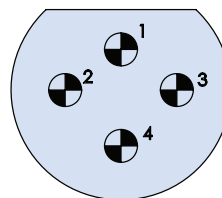
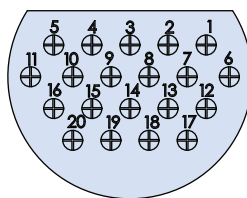
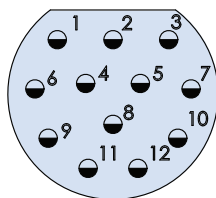
8 Size #12 AWG
Contacts

2013*

13 Size #16 AWG
Contacts

2021*

21 Size #16 AWG
Contacts



Shell Size 24

2412

12 Size #12 AWG
Contacts

2420

20 Size #16 AWG
Contacts

Shell Size 32

3204***

4 Size #6 AWG
Contacts

3239**

39 Size #16 AWG
Contacts

Bulkhead Mounting Torque (Values are for dry non-lubricated threads)	Size 15 - 14.12NM (125LB. INS.)
	Size 20 - 18.64NM (165LB.INS.)
	Size 24 - 25.42NM (225LB.INS.)
	Size 32 - TBD

*Compatible with high-speed Ethernet
 **3239 is not intermateable with any other brand of
 connector. Contact factory for details
 *** Contact factory for availability
 Custom insert arrangements available, contact factory.