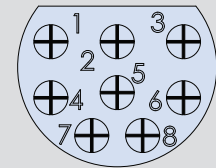
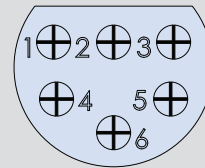
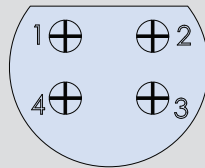
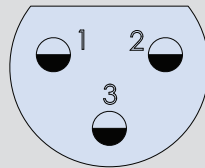
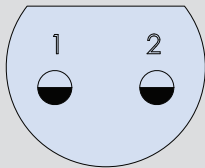




10K PSI / 700 BAR / 7000M
**SuperG55™ High-Pressure,
 Dry-Mate Subsea Connectors**
Contact Arrangements



SUPERG55™ CONTACT ARRANGEMENTS Mating face view of socket insert (pin insert IDs are reversed)



Shell Size 15

1502

2 Size #12 Contacts

1503

3 Size #12 Contacts

1504

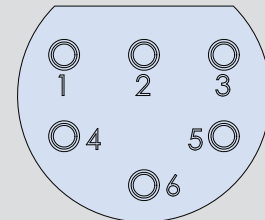
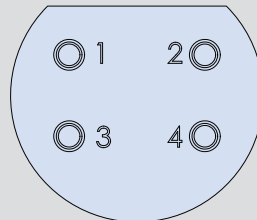
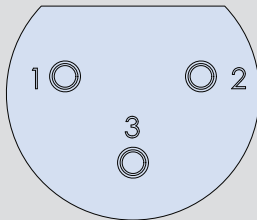
4 Size #16 Contacts

1506

6 Size #16 Contacts

1508

8 Size #16 Contacts



Shell Size 20

2003

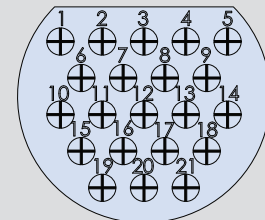
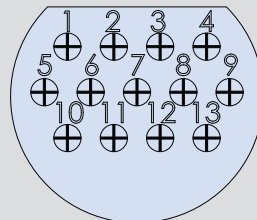
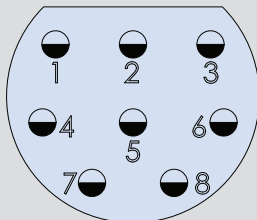
3 Size #10 Contacts

2004

4 Size #10 Contacts

2006

6 Size #10 Contacts



Shell Size 20

2008

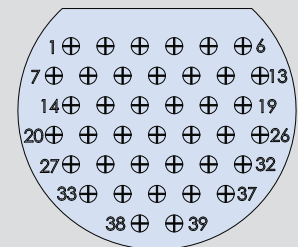
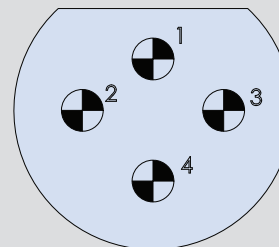
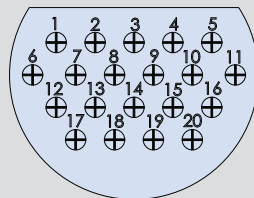
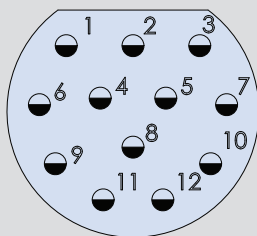
8 Size #12 Contacts

2013

13 Size #16 Contacts

2021

21 Size #16 Contacts



Shell Size 24

2412

12 Size #12 Contacts

2420

20 Size #16 Contacts

Shell Size 32

3204

4 Size #6 Contacts

3239

39 Size #16 Contacts

SUBSEA/DEEPWATER: SUPERG55™





10K PSI / 700 BAR / 7000M
**SuperG55™ High-Pressure,
 Dry-Mate Subsea Connectors**
Qualification testing



Test Sequence.

The samples were divided into 5 groups as described in GTS 4131 4.1, testing was then carried out in the following sequence as in GTS 4131

Test Description	QTP-G55	Test Group		
	Requirement	1 & 3	2 & 4	5
Product Examination.	7.1	x	x	x
Insulation Resistance	7.2	x	x	
Line Resistance	7.3	x	x	
Dielectric Withstand Voltage	7.4	x	x	
Initial Hydrostatic Pressure Test	7.8 B	x	x	
Thermal Shock Test	7.5	x	x	
Durability	7.6	x		
Salt Spray	7.7	x		
Final Hydrostatic Pressure Test	7.8 A	x	x	
Final Insulation Resistance	7.2	x	x	
Final Line Resistance	7.3	x	x	
Final Dielectric Withstand Voltage	7.4	x	x	
Final Examination.	7.1	x	x	x

x - applicable

Test Method

Examination of Product (7.1).

All test items shall be visually examined for damage, burrs, quality of finish or other imperfections that may impair function.

Insulation Resistance (7.2)

IR shall be measured in accordance with EIA-364-21

Line Resistance, Low Level Signal Current (7.3)

Line resistance shall be measured in accordance with EIA-364-23.

Dielectric Withstand Voltage (7.4)

1800V (DC) shall be applied in accordance with EIA-364-20, the maximum leakage current will be recorded.

Initial Hydrostatic Pressure Test (7.8B)

Sample shall be tested at 6,000PSI. The test duration will be 2 hours.

IR measurements will be taken between odds & even numbered contacts and shell.

SUBSEA/ DEEPWATER: SUPERG55™



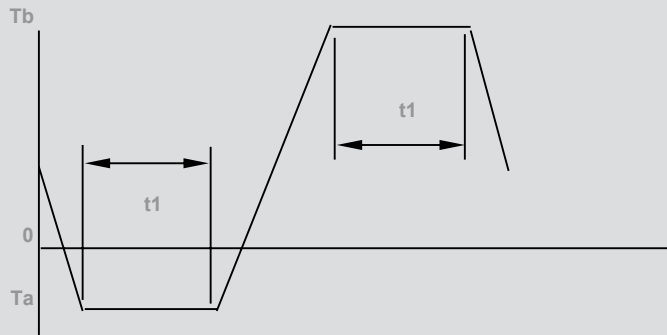


10K PSI / 700 BAR / 7000M
**SuperG55™ High-Pressure,
 Dry-Mate Subsea Connectors**
 Qualification testing



Test Method (continued)

Thermal Cycle(7.5)



Comments: Number of cycles:10 ,
 Ta: -20c
 Tb:+ 105c
 Testing was performed in accordance with EIA-364-32 Method A

Durability (7.6)

Samples are to be manually mated and unmated for 500 cycles, the samples will then be mated manually. The testing shall be performed in accordance with EIA-364-26

Salt Spray (7.7)

Tested in accordance with EIA-364-26, 5% salt spray, 35°C, 500 hours duration.

Final Hydrostatic Pressure Test (7.8A)

Sample will be tested at 15,000PSI. The pressure will be increased at a steady rate, hold for 1 min at 1000PSI increments, the test duration will be 2 hours.

SUBSEA/DEEPWATER: SUPERG55™





10K PSI / 700 BAR / 7000M
**SuperG55™ High-Pressure,
 Dry-Mate Subsea Connectors**
 Qualification testing



Test Results

PROPERTY	UNIT	REQUIREMENTS	TEST METHOD	PASSED
Electrical				
Insulation Resistance (IR)	Ω	>1G Ω	EIA-364-21	☑
Dielectric Withstand Voltage (DWV) 1800v, 30 secs	mA	<2mA Leakage Current	EIA-364-20	☑
Environmental				
Thermal Shock 10 Cycles, -20°C - +105°C		The samples maintained functionality (including pressure performance)	EIA-364-32 Method A	☑
Salt Spray 500 hours, 5% salt solution		The samples showed no signs of corrosion or delamination.	EIA-364-26 condition C	☑
Durability				
500 Mating Cycles		The samples maintained functionality (including pressure performance)	EIA-364-9	☑
Subsea Performance				
Hydrostatic Pressure Test 10,000psi 2 hour duration Open face and mated		All samples showed no signs of water ingress, mated connectors maintained IR >100MΩ throughout the test. Samples showed no signs of delamination or permanent deformation.		☑

SUBSEA/ DEEPWATER: SUPERG55™



SuperG55 connector assemblies undergoing rigorous qualification testing in the salt spray chamber