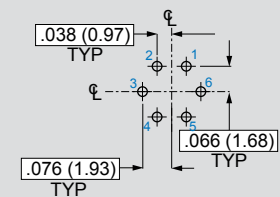
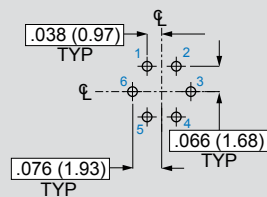
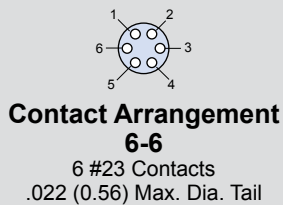
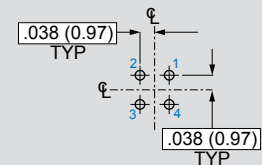
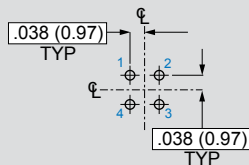
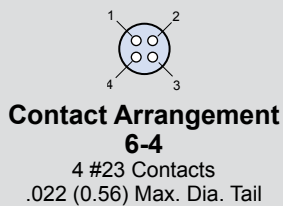
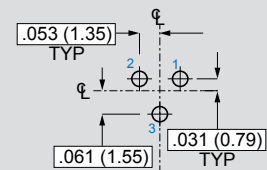
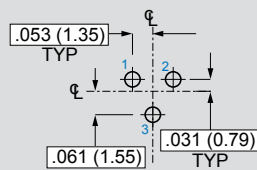
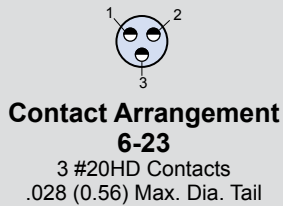
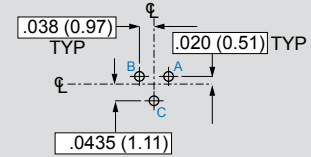
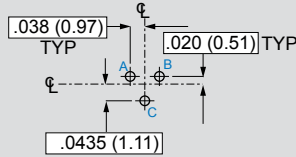
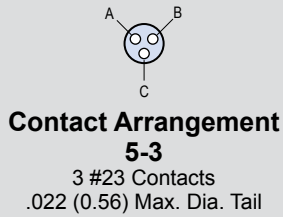


SERIES 802 2400M / 3500 PSI
Ultraminiature Subsea Connectors




Standard PCB footprint
 Viewed from component mounting side of PCB

Contact Arrangement	Pin Connector	Socket Connector
---------------------	---------------	------------------



SUBSEA SHALLOW WATER: AQUAMOUSE™





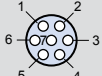
SERIES 802 2400M / 3500 PSI
Ultraminiature Subsea Connectors



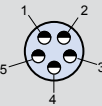
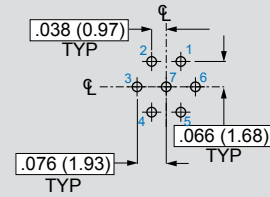
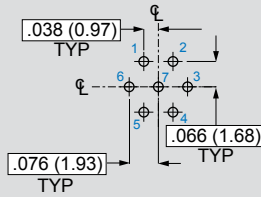
Standard PCB footprint
 Viewed from component mounting side of PCB

SUBSEA/SHALLOW WATER: AQUAMOUSE™

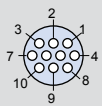
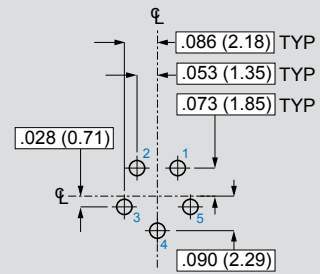
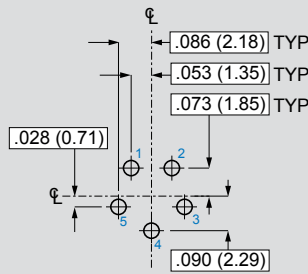
Contact Arrangement	Pin Connector	Socket Connector
---------------------	---------------	------------------



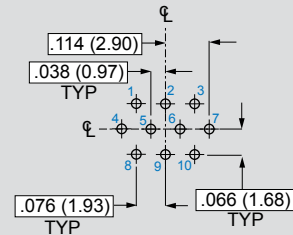
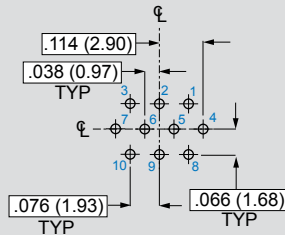
Contact Arrangement 6-7
 7 #23 Contacts
 .022 (0.56) Max. Dia. Tail



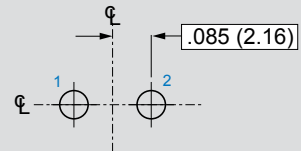
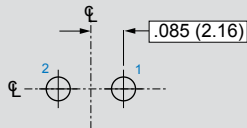
Contact Arrangement 7-25
 5 #20HD Contacts
 .028 (0.71) Max. Dia. Tail




Contact Arrangement 7-10
 10 #23 Contacts
 .022 (0.56) Max. Dia. Tail



Contact Arrangement 8-2
 2 #16 Contacts
 .064 (1.63) Max. Dia. Tail



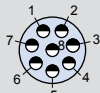


SERIES 802 2400M / 3500 PSI Ultraminiature Subsea Connectors

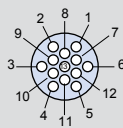
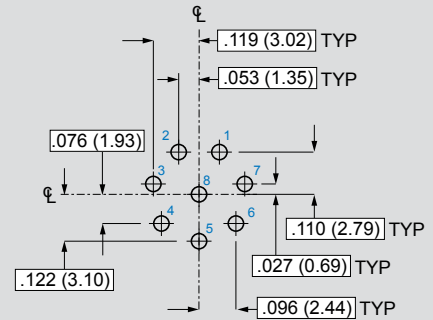
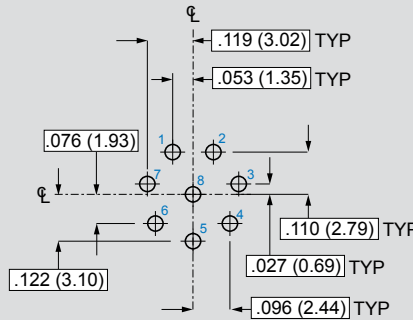


Standard PCB footprint
Viewed from component mounting side of PCB

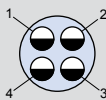
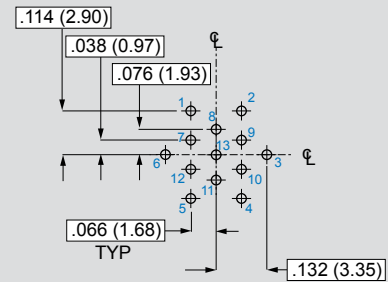
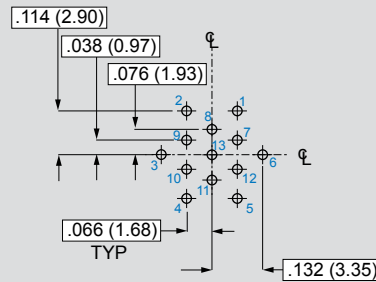
Contact Arrangement	Pin Connector	Socket Connector
---------------------	---------------	------------------



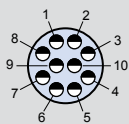
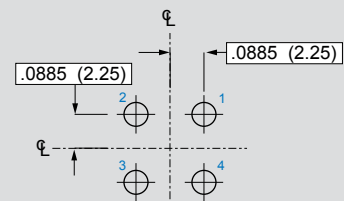
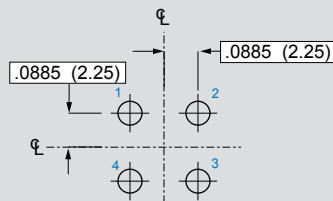
Contact Arrangement 8-28
8 #20HD Contacts
.028 (0.71) Max. Dia. Tail



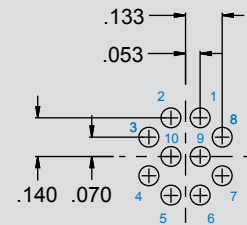
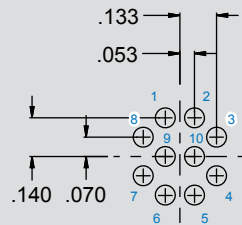
Contact Arrangement 8-13
13 #23 Contacts
.022 (0.56) Max. Dia. Tail



Contact Arrangement 9-4
4 #16 Contacts
.064 (1.63) Max. Dia. Tail




Contact Arrangement 9-210
10 #20HD Contacts
.028 (0.71) Max. Dia. Tail



SUBSEA SHALLOW WATER: AQUAMOUSE™





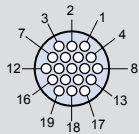
SERIES 802 2400M / 3500 PSI
Ultraminiature Subsea Connectors



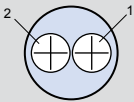
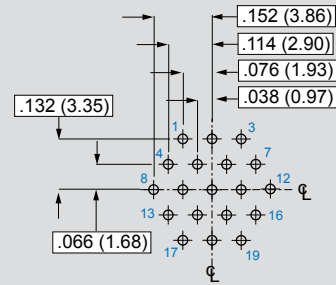
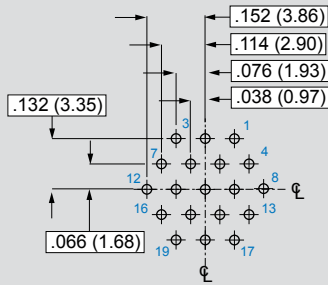
Standard PCB footprint
 Viewed from component mounting side of PCB

SUBSEA/SHALLOW WATER: AQUAMOUSE™

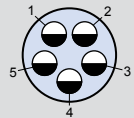
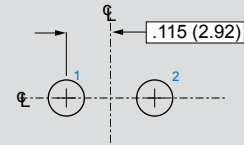
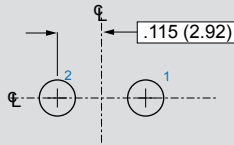
Contact Arrangement **Pin Connector** **Socket Connector**



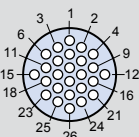
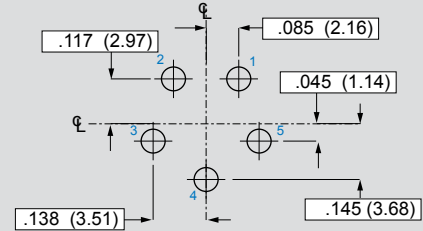
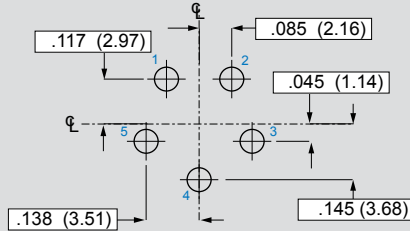
Contact Arrangement 9-19
 19 #23 Contacts
 .022 (0.56) Max. Dia. Tail



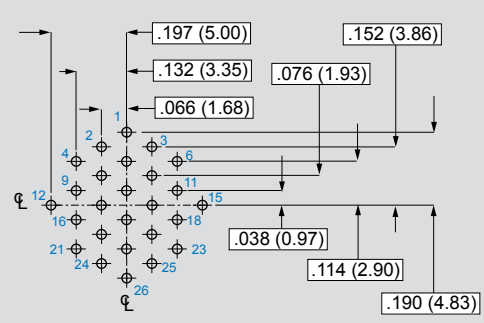
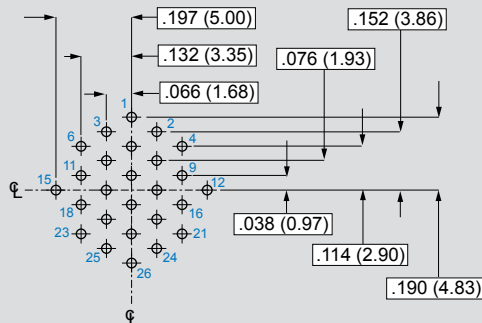
Contact Arrangement 10-2
 2 #12 Contacts
 .096 (2.44) Max Dia. Tail




Contact Arrangement 10-5
 5 #16 Contacts
 .064 (1.63) Max. Dia. Tail



Contact Arrangement 10-26
 26 #23 Contacts
 .022 (0.56) Max. Dia. Tail



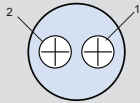


SERIES 802 2400M / 3500 PSI
Ultraminiature Subsea Connectors

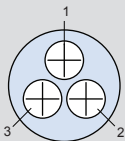
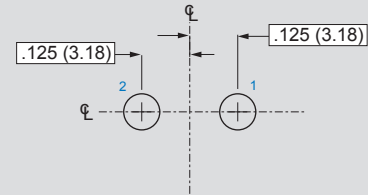
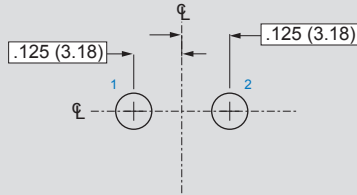


Standard PCB footprint
 Viewed from component mounting side of PCB

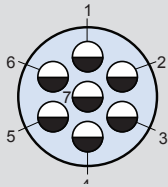
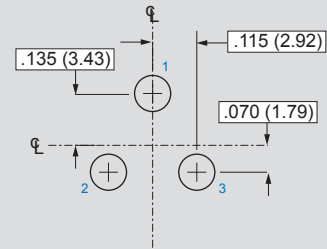
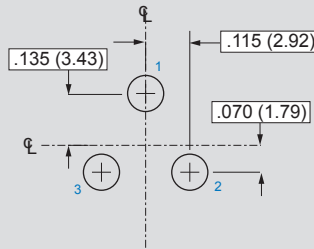
Contact Arrangement	Pin Connector	Socket Connector
---------------------	---------------	------------------



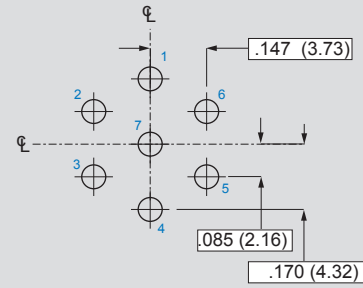
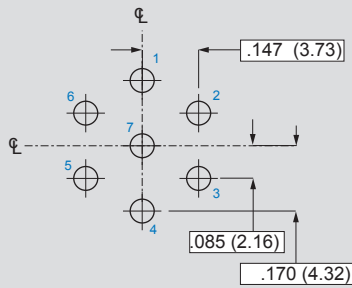
Contact Arrangement 12-2
 2 #12 Contacts
 .096 (2.44) Max Dia. Tail



Contact Arrangement 12-3
 3 #12 Contacts
 .096 (2.44) Max Dia. Tail




Contact Arrangement 12-7
 7 #16 Contacts
 .064 (1.63) Max. Dia. Tail



SUBSEA SHALLOW WATER: AQUAMOUSE™





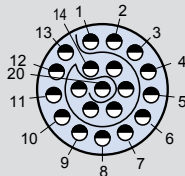
SERIES 802 2400M / 3500 PSI
Ultraminiature Subsea Connectors



Standard PCB footprint
 Viewed from component mounting side of PCB

Contact Arrangement

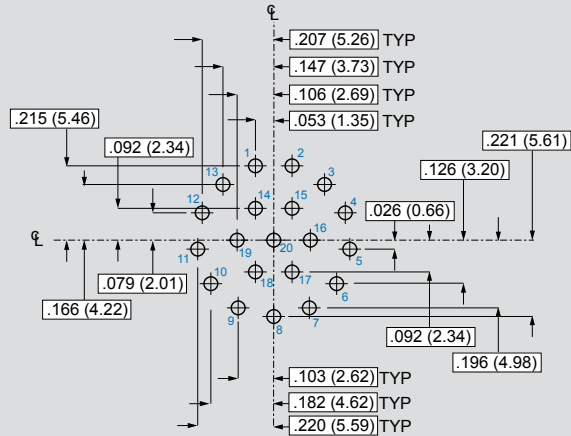
Pin Connector



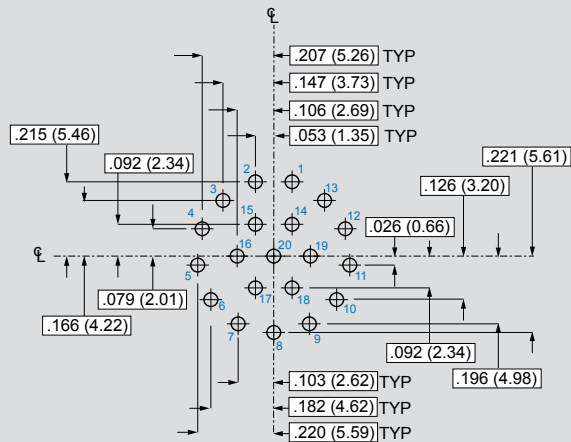
Contact Arrangement

12-220

20 #20HD Contacts
 .028 (0.71) Max. Dia. Tail



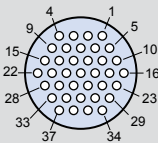
Socket Connector



Contact Arrangement

Pin Connector

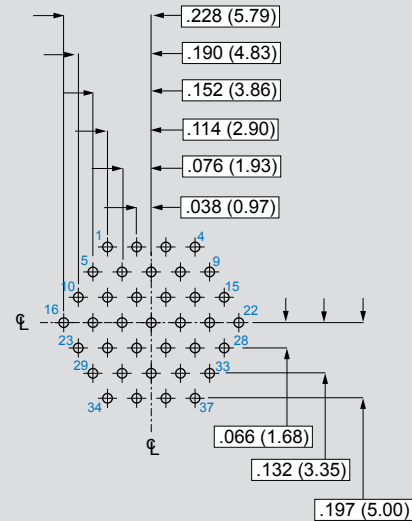
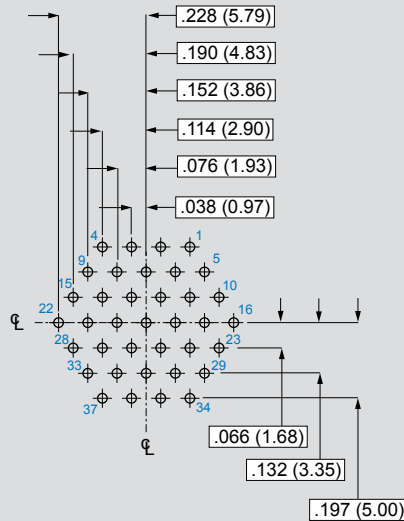
Socket Connector



Contact Arrangement


12-37

37 #23 Contacts
 .022 (0.56) Max. Dia. Tail



SUBSEA/SHALLOW WATER: AQUAMOUSE™



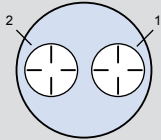


SERIES 802 2400M / 3500 PSI
Ultraminiature Subsea Connectors

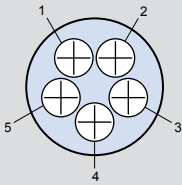
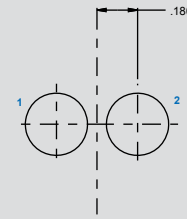
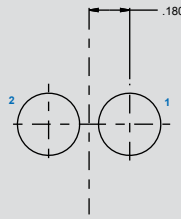


Standard PCB footprint
Viewed from component mounting side of PCB

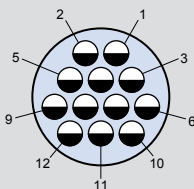
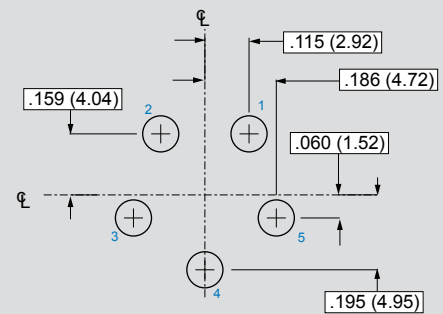
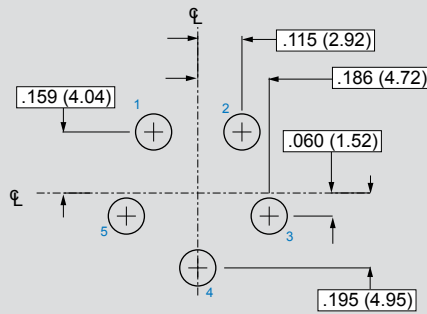
Contact Arrangement | **Pin Connector** | **Socket Connector**



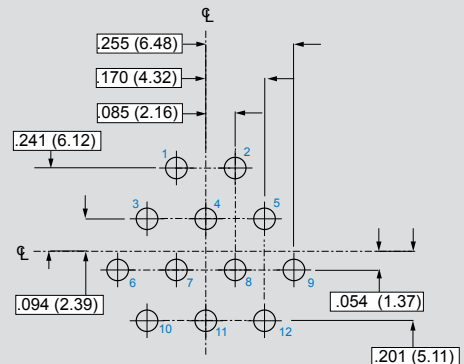
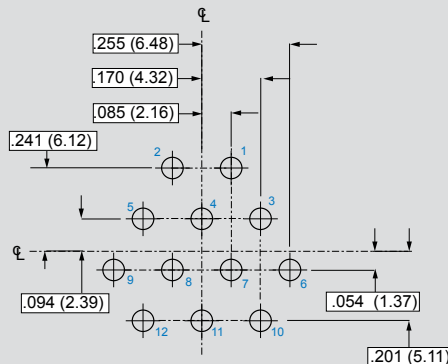
Contact Arrangement 14-2
 2 #8 Contacts
 .182 (4.62) Max Dia. Tail



Contact Arrangement 14-5
 5 #12 Contacts
 .096 (2.44) Max Dia. Tail




Contact Arrangement 14-12
 12 #16 Contacts
 .064 (1.63) Max Dia. Tail



SUBSEA SHALLOW WATER: AQUAMOUSE™





SERIES 802 2400M / 3500 PSI Ultraminiature Subsea Connectors

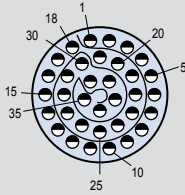




Standard PCB footprint
Viewed from component mounting side of PCB

Contact Arrangement

Pin Connector

Socket Connector

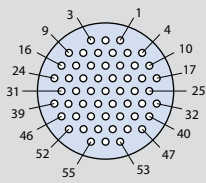


Contact Arrangement 14-235

35 #20HD Contacts
.028 (0.71) Max. Dia. Tail

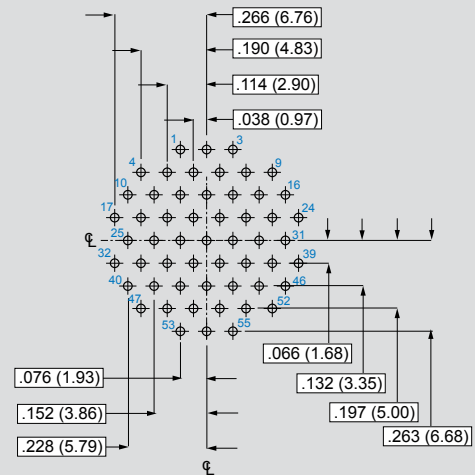
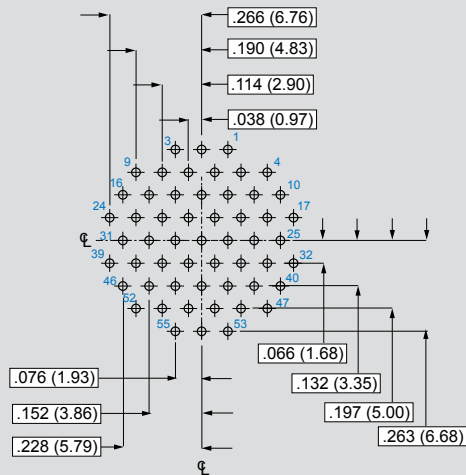
Pin No.	X		Y		Pin No.	X		Y		Pin No.	X		Y	
	In.	mm.	In.	mm.		In.	mm.	In.	mm.		In.	mm.	In.	mm.
1	-.053	-1.35	.301	7.65	13	-.234	-5.94	-.196	-4.98	25	.000	0.00	-.209	-5.31
2	.053	1.35	.301	7.65	14	-.287	-7.29	-.104	-2.64	26	-.100	-2.54	-.172	-4.37
3	.153	3.89	.264	6.71	15	-.305	-7.75	.000	0.00	27	-.181	-4.60	-.104	-2.64
4	.234	5.94	.196	4.98	16	-.287	7.29	.104	2.64	28	-.199	-5.05	.000	0.00
5	.287	7.29	.104	2.64	17	-.234	-5.94	.196	4.98	29	-.181	-4.60	.104	2.64
6	.305	7.75	.000	0.00	18	-.153	-3.89	.264	6.71	30	-.100	-2.54	.172	4.37
7	.287	7.29	-.104	-2.64	19	.000	0.00	.209	5.31	31	-.053	-1.35	.073	1.85
8	.234	5.94	-.196	-4.98	20	.100	2.54	.172	4.37	32	.053	1.35	.073	1.85
9	.153	3.89	-.264	-6.71	21	.181	4.60	.104	2.64	33	.086	2.18	-.028	-0.71
10	.053	1.35	-.301	-7.65	22	.199	5.05	.000	0.00	34	.000	0.00	-.090	-2.29
11	-.053	-1.35	-.301	-7.65	23	.181	4.60	-.104	-2.64	35	-.086	-2.18	-.028	-0.71
12	-.153	-3.89	-.264	-6.71	24	.100	2.54	-.172	-4.37					


SUBSEA/SHALLOW WATER: AQUAMOUSE™



Contact Arrangement 14-55

55 #23 Contacts
.022 (0.56) Max. Dia. Tail



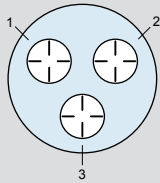


SERIES 802 2400M / 3500 PSI
Ultraminiature Subsea Connectors

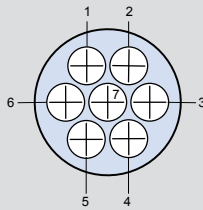
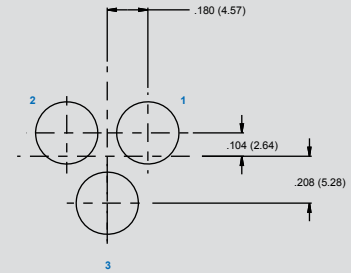
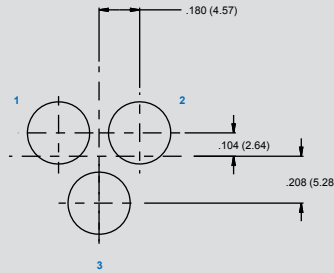


Standard PCB footprint
 Viewed from component mounting side of PCB

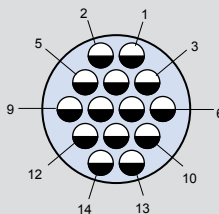
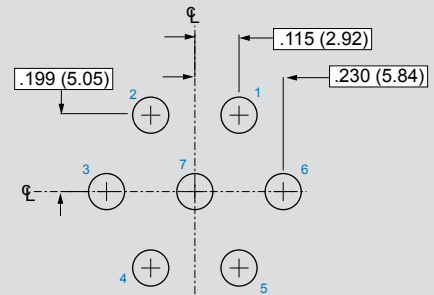
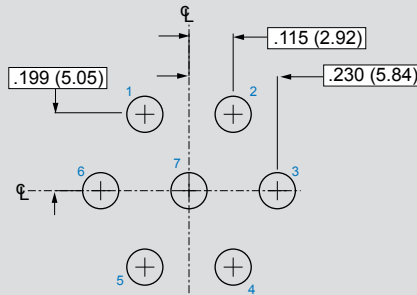
Contact Arrangement **Pin Connector** **Socket Connector**



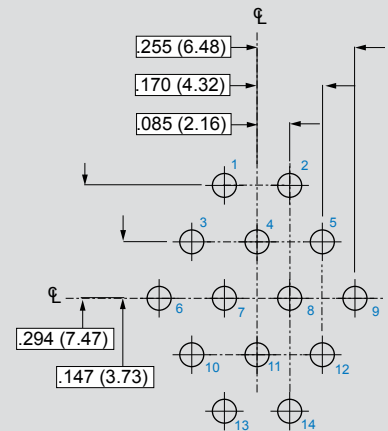
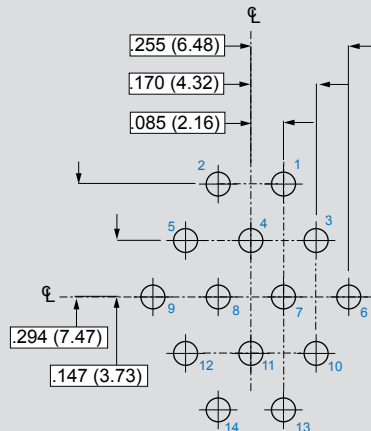
Contact Arrangement 15-3
 3 #8 Contacts
 .182 (4.62) Max Dia. Tail



Contact Arrangement 15-7
 7 #12 Contacts
 .096 (2.44) Max Dia. Tail




Contact Arrangement 15-14
 14 #16 Contacts
 .064 (1.63) Max Dia. Tail



SUBSEA SHALLOW WATER: AQUAMOUSE™



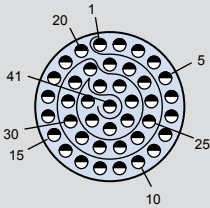




SERIES 802 2400M / 3500 PSI
Ultraminiature Subsea Connectors



Standard PCB footprint
 Viewed from component mounting side of PCB

Contact Arrangement	Pin Connector	Socket Connector
---------------------	---------------	------------------




**Contact Arrangement
 15-241**

41 #20HD Contacts
 .028 (0.71) Max. Dia. Tail

Pin No.	X		Y		Pin No.	X		Y		Pin No.	X		Y	
	In.	mm.	In.	mm.		In.	mm.	In.	mm.		In.	mm.	In.	mm.
1	-.053	-1.35	.335	8.51	15	-.302	-7.67	-.154	-3.91	29	-.151	-3.84	-.171	-4.34
2	.053	1.35	.335	8.51	16	-.335	-8.51	-.053	-1.35	30	-.213	-5.41	-.081	-2.06
3	.154	3.91	.302	7.67	17	-.335	-8.51	.053	1.35	31	-.226	-5.74	.028	0.71
4	.240	6.10	.240	6.10	18	-.302	-7.67	.154	3.91	32	-.188	-4.78	.130	3.30
5	.302	7.67	.154	3.91	19	-.240	-6.10	.240	6.10	33	-.106	-2.69	.202	5.13
6	.335	8.51	.053	1.35	20	-.154	-3.91	.302	7.67	34	-.053	-1.35	.110	2.79
7	.335	8.51	-.053	-1.35	21	.000	0.00	.228	5.79	35	.053	1.35	.110	2.79
8	.302	7.67	-.154	-3.91	22	.106	2.69	.202	5.13	36	.119	3.02	.027	0.69
9	.240	6.10	-.240	-6.10	23	.188	4.78	.130	3.30	37	.096	2.44	-.076	-1.93
10	.154	3.91	-.302	-7.67	24	.226	5.74	.028	0.71	38	.000	0.00	-.122	-3.10
11	.053	1.35	-.335	-8.51	25	.213	5.41	-.081	-2.06	39	-.096	-2.44	-.076	-1.93
12	-.053	-1.35	-.335	-8.51	26	.151	3.84	-.171	-4.34	40	-.119	-3.02	.027	0.69
13	-.154	-3.91	-.302	-7.67	27	.055	1.40	-.222	-5.64	41	.000	0.00	.000	0.00
14	-.240	-6.10	-.240	-6.10	28	-.055	-1.40	-.222	-5.64					

SUBSEA/SHALLOW WATER: AQUAMOUSE™





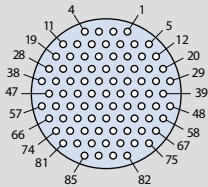
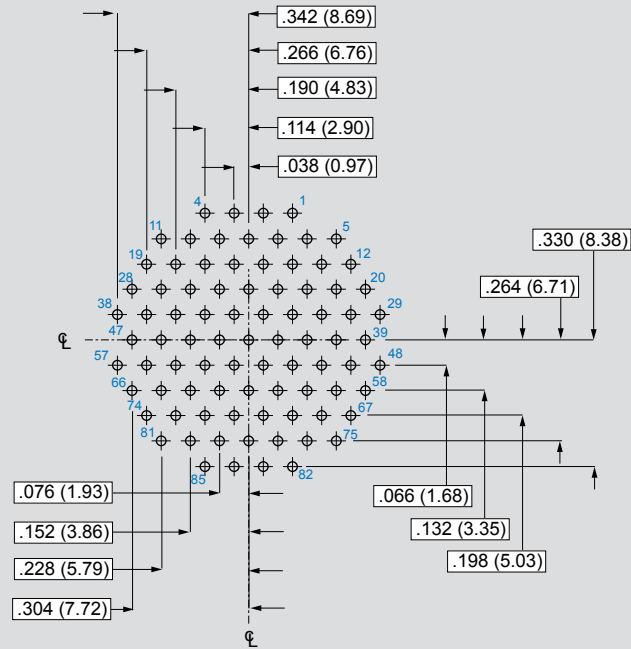
SERIES 802 2400M / 3500 PSI Ultraminiature Subsea Connectors



Standard PCB footprint
Viewed from component mounting side of PCB

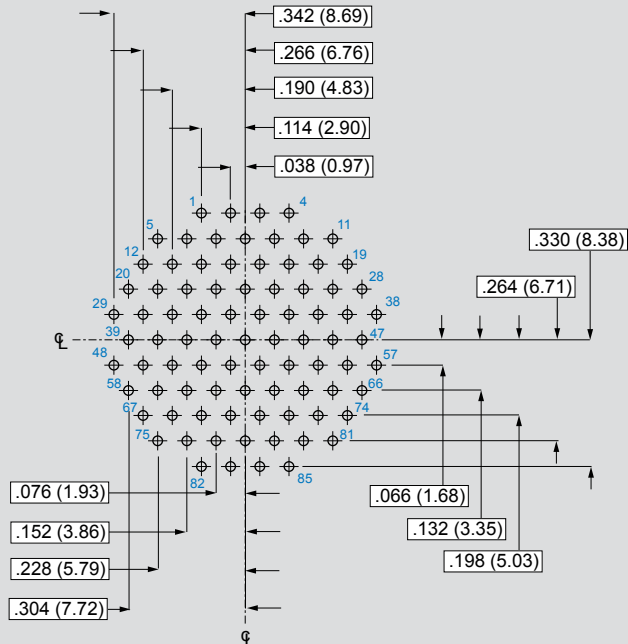
Contact Arrangement

Pin Connector




**Contact Arrangement
15-85**
85 #23 Contacts
.022 (0.56) Max. Dia. Tail

Socket Connector



SUBSEA SHALLOW WATER: AQUAMOUSE™



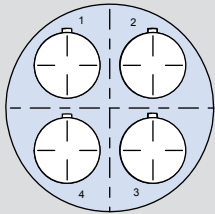


SERIES 802 2400M / 3500 PSI
Ultraminiature Subsea Connectors

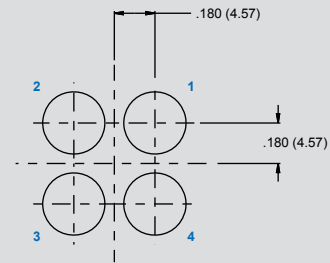
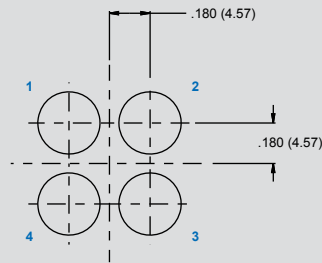


Standard PCB footprint
 Viewed from component mounting side of PCB

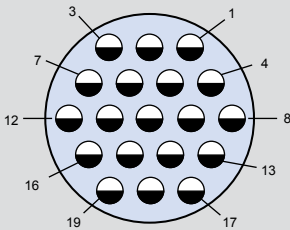
Contact Arrangement	Pin Connector	Socket Connector
---------------------	---------------	------------------



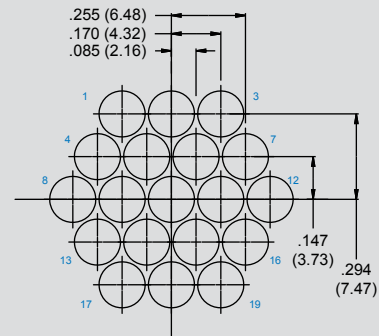
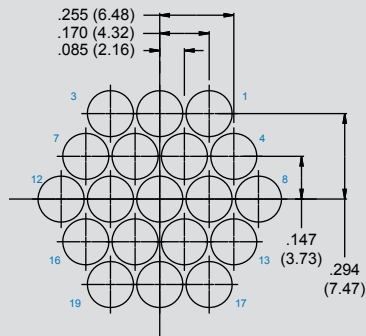
Contact Arrangement 19-4
 4 #8 Contacts
 .182 (4.62) Max Dia. Tail




SUBSEA/SHALLOW WATER: AQUAMOUSE™



Contact Arrangement 19-19
 19 #16 Contacts
 .064 (1.63) Max Dia. Tail



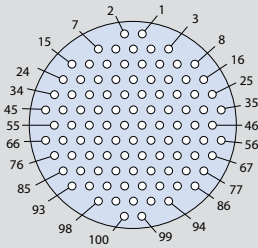


SERIES 802 2400M / 3500 PSI
Ultraminiature Subsea Connectors

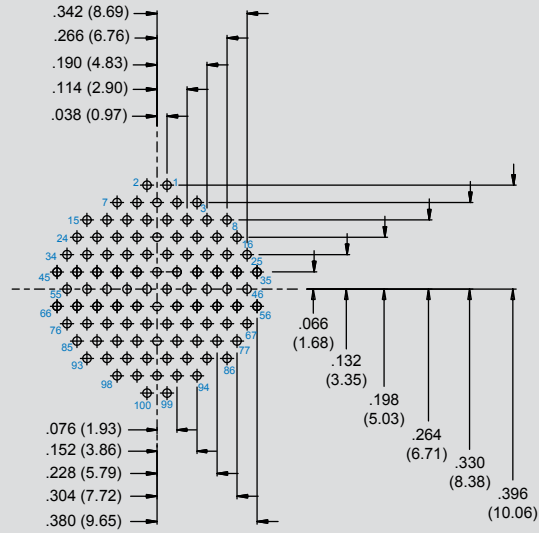


Standard PCB footprint
 Viewed from component mounting side of PCB

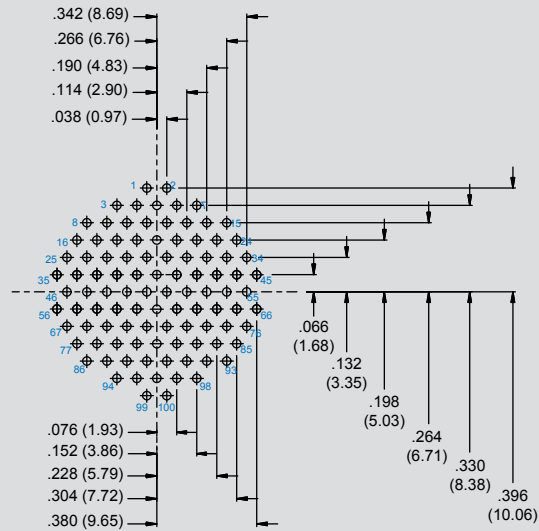
Contact Arrangement | Pin Connector



Contact Arrangement
19-100
 100 #23 Contacts
 .022 (.559) Max Dia




Socket Connector



SUBSEA SHALLOW WATER: AQUAMOUSE™





SERIES 802 2400M / 3500 PSI
Ultraminiature Subsea Connectors

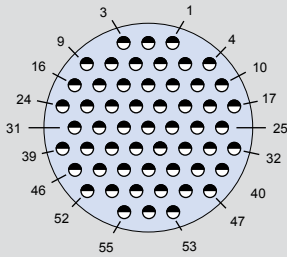


Standard PCB footprint
 Viewed from component mounting side of PCB

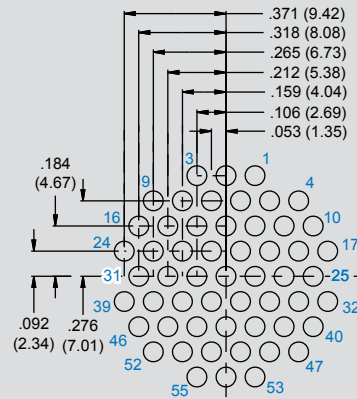
Contact Arrangement

Pin Connector

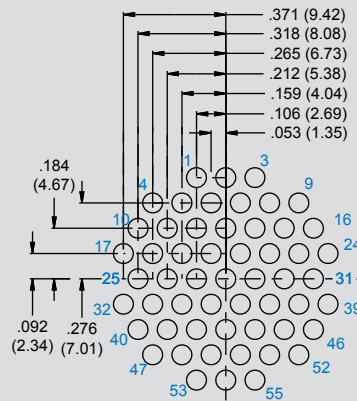
SUBSEA/SHALLOW WATER: AQUAMOUSE™




Contact Arrangement
19-255
 55 #20HD Contacts
 .028 (0.71) Max. Dia. Tail



Socket Connector



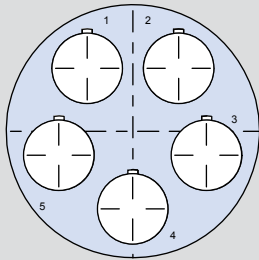


SERIES 802 2400M / 3500 PSI
Ultraminiature Subsea Connectors

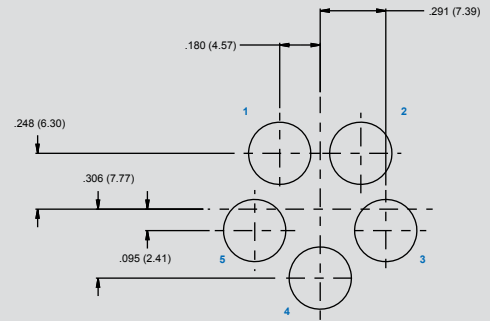
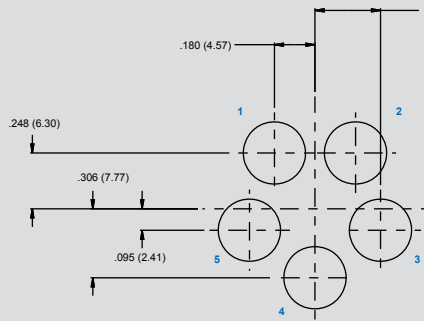


Standard PCB footprint
 Viewed from component mounting side of PCB

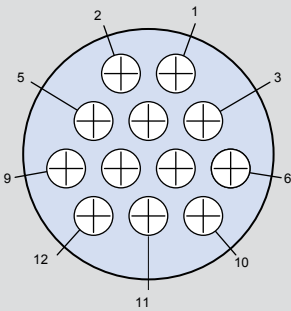
Contact Arrangement **Pin Connector** **Socket Connector**



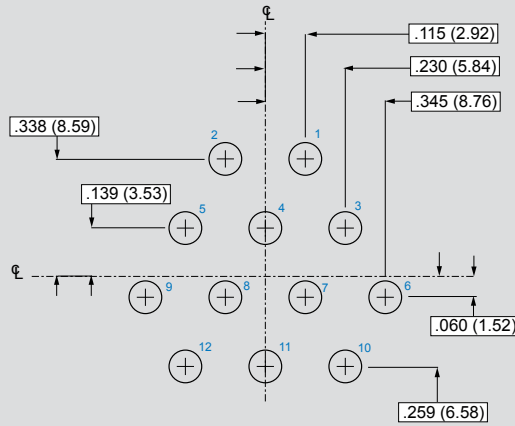
Contact Arrangement 21-5
 5 #8 Contacts
 .182 (4.62) Max Dia



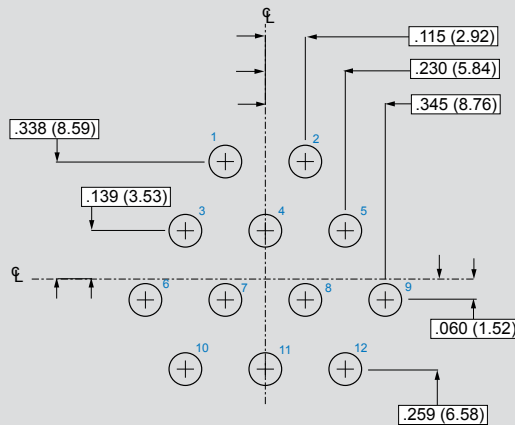
Contact Arrangement **Pin Connector**



Contact Arrangement 21-12
 #12 Contacts
 .096 (2.44) Max Dia




Socket Connector



SUBSEA SHALLOW WATER: AQUAMOUSE™





SERIES 802 2400M / 3500 PSI
Ultraminiature Subsea Connectors

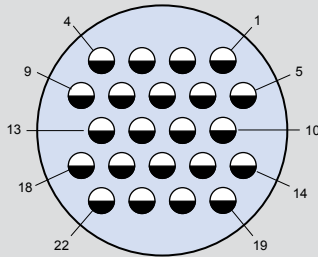


Standard PCB footprint
 Viewed from component mounting side of PCB

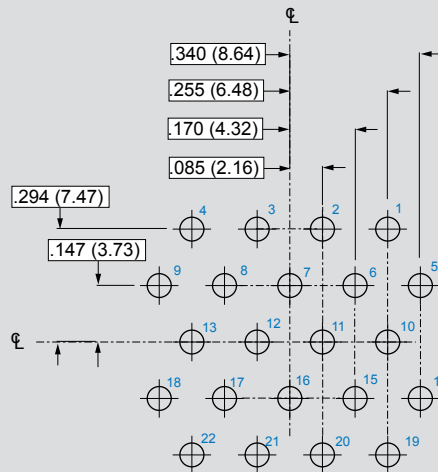
Contact Arrangement

Pin Connector

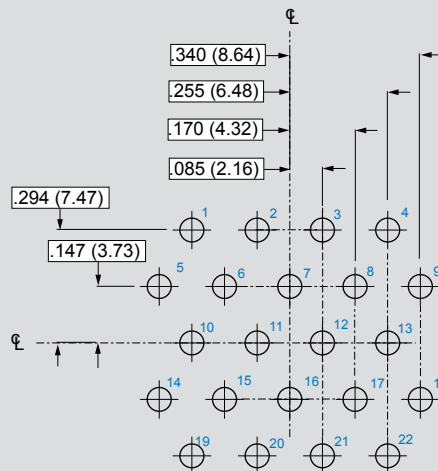
SUBSEA/SHALLOW WATER: AQUAMOUSE™




Contact Arrangement 21-22
 22 #16 Contacts
 .064 (1.63 Max. Dia. Tail)



Socket Connector





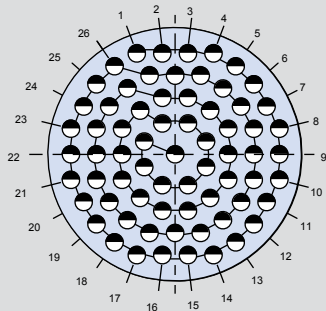
SERIES 802 2400M / 3500 PSI Ultraminiature Subsea Connectors



Standard PCB footprint
Viewed from component mounting side of PCB

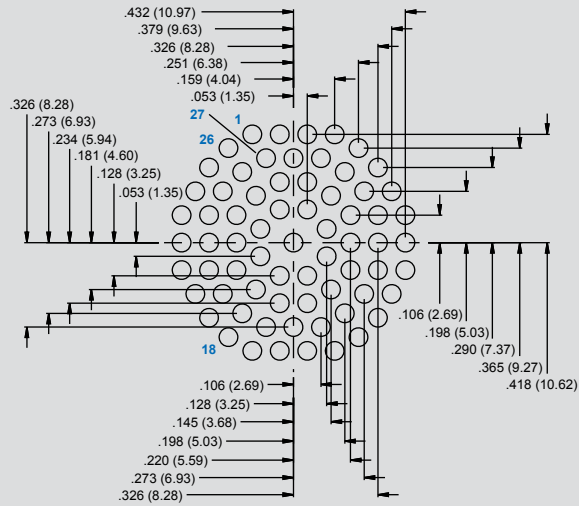
Contact Arrangement

Pin Connector

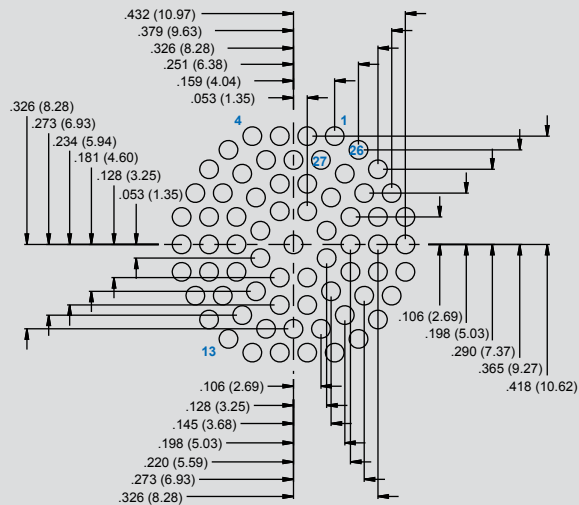


Contact Arrangement 21-269

69 #20HD Contacts
.028 (.71) Max Dia. Tail



Socket Connector



SUBSEA SHALLOW WATER: AQUAMOUSE™

