



# RJ45 CAT 5E ETHERNET Series ITS (5015 type) Reverse-Bayonet



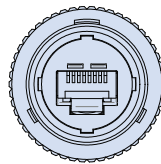
## ITS303 Receptacle with RJ45 Jack to Solder Cup Termination



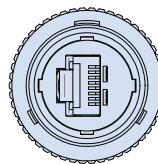
How to Order							
Sample Part Number	ITS303	03	G	18	5E	1	F7
Basic Number	ITS303						
Connector Style <sup>1</sup>	<b>03</b> = Rear Panel Mount Square Flange Receptacle <b>07</b> = Rear Panel Mount Jam Nut Receptacle						
Insert-to-Shell Grounding	<b>G</b> = Insert grounded to shell (for use with shielded cable) (Use only with G3, F11 or F7 finish) <b>Omit</b> = for none						
Shell Size	18						
RJ45 Category	<b>5E</b> = Cat 5E For Cat 6A applications consult factory						
RJ45 Orientation	1, 2, 3 or 4						
Material/Finish	<b>Omit</b> for Aluminum/Cadmium, Olive Drab (G3) <b>F6</b> = Aluminum/Black Polymer Electrocoat <b>F7</b> = Aluminum/Conductive Black Zinc Nickel <b>F11</b> = Aluminum/Electroless Nickel						

### RJ45 Orientation Options for Receptacle

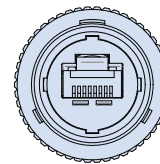
(In-line shell style shown for reference only, shell style not available)



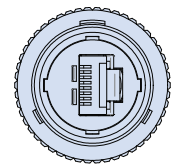
Code 1



Code 2



Code 3

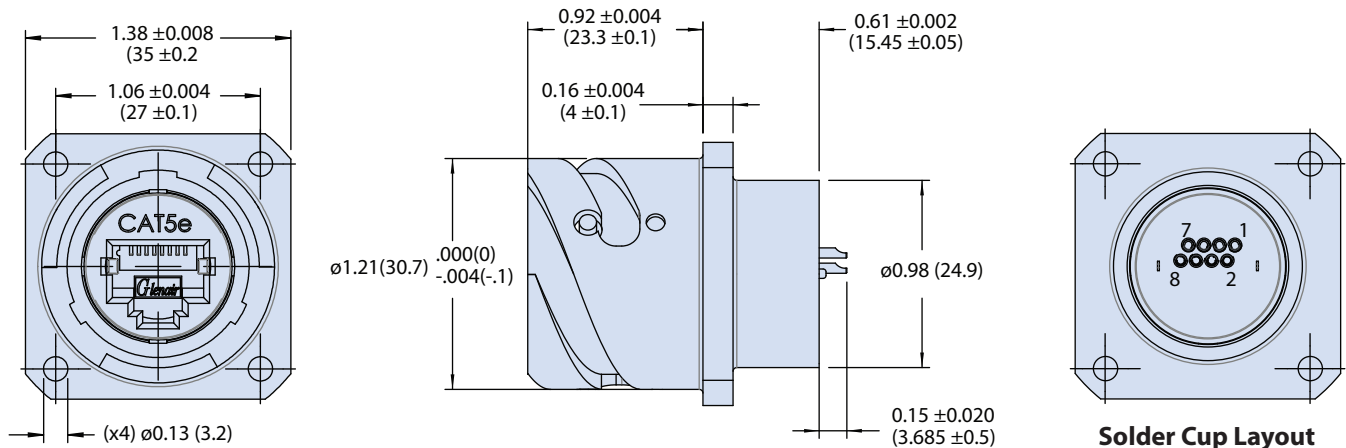


Code 4

### NOTES

- See Section A for panel cutout dimensions

### 03 - REAR PANEL MOUNT SQUARE FLANGE RECEPTACLE

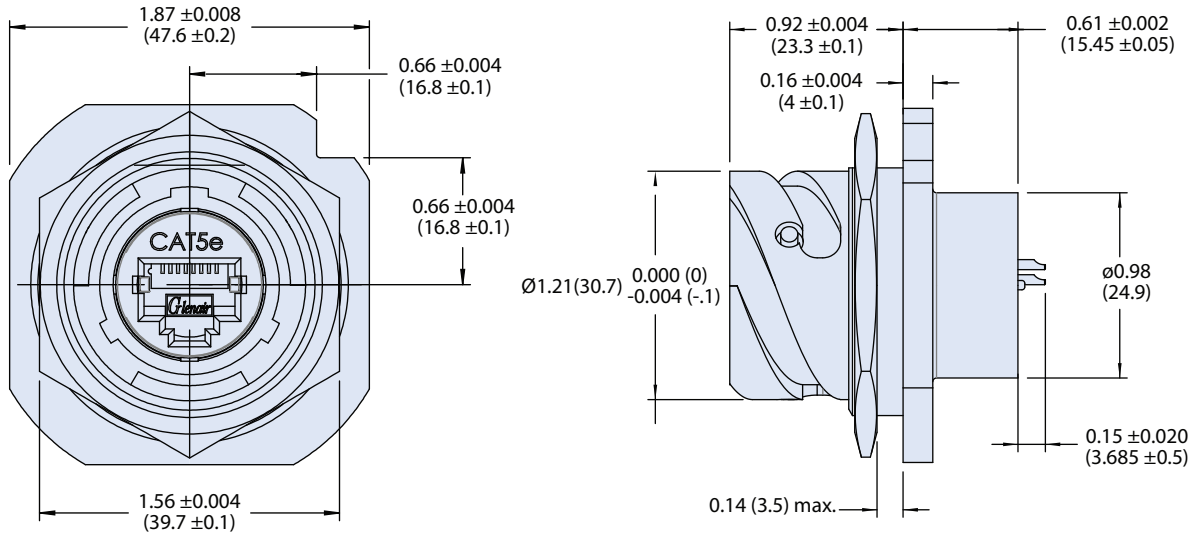




RJ45 CAT 5E ETHERNET  
Series ITS (5015 type) Reverse-Bayonet  
ITS303 Receptacle with  
RJ45 Jack to Solder Cup Termination



07 - REAR PANEL MOUNT JAM NUT RECEPTACLE



D