




SUPERSEAL RJ45
SuperNine MIL-DTL-38999 Series III Type



**2330-0131 Connector Receptacle,
 RJ45 to Solder Cup Termination**

B

Part Number Development		NF	00	-	17	5	N	1
Sample Part Number	2330-0131							
Series / Basic Part No.	Series 23 SuperNine CODE RED hermetic connector							
Material/Finish	ME = Aluminum, Electroless Nickel NF = Aluminum, Cadmium O. D. Over Electroless Nickel MA = Aluminum, Electroless Nickel, Matte Finish ZN = Aluminum, Zinc NI, Olive Drab ZR = Aluminum, Zinc NI, Black (Tri- Valent CR) AB = Marine Bronze, None (Clean Only)							
Connector Style	00 = Receptacle, wall mount, with slotted holes DO = Receptacle, wall mount, with round holes 07 = Receptacle, jam nut							
Inline Shielded RJ45	G = Inline shielded and grounded to the shell - = Inline shielded RJ45							
Shell Size	17, 19							
RJ45 Category	5 = CAT 5e 6A = CAT 6A							
Alternate Polarization	A, B, C, D, E, N = Normal							
RJ45 Orientation Option	1, 2, 3, 4							



NOTES

- Material / Finish
 - Shell & Jam Nut: See Table I
 - O-Rings & Seals: Fluorosilicone
 - RJ45 Coupler Housing: UL94V-0 compliant polymer
 - Contacts: Copper alloy / gold plated
 - Sealing Compound: Polymer encapsulant
- Performances:
 - Leak Rate: 1 X 10⁻⁷ cc/s max helium, 1 ATM
 - Electrical: Current rating: 1.5 AMP
 - D.W.V.: 1000 VDC, 2 mA max
 - I.R.: 500 Mega ohms @ 500 VDC
 - Operating Temperature Range: -40°C to +120°C
- Glenair connectors are designed to mate with any QPL manufacturer's MIL-DTL-38999, Series III mating plug having the same shell size and polarization, opposite gender RJ45.
- Receptacle connector designed to meet IP68 unmated condition.
- Flange gaskets are not included with wall mounted receptacles. If required, select gasket from Glenair drawing 239-204.



SUPERSEAL RJ45

SuperNine MIL-DTL-38999 Series III Type



2330-0131 Connector Receptacle,
RJ45 to Solder Cup Termination

CODE RED

2330-0131-00 - WALL MOUNT RECEPTACLE WITH SLOTTED HOLES

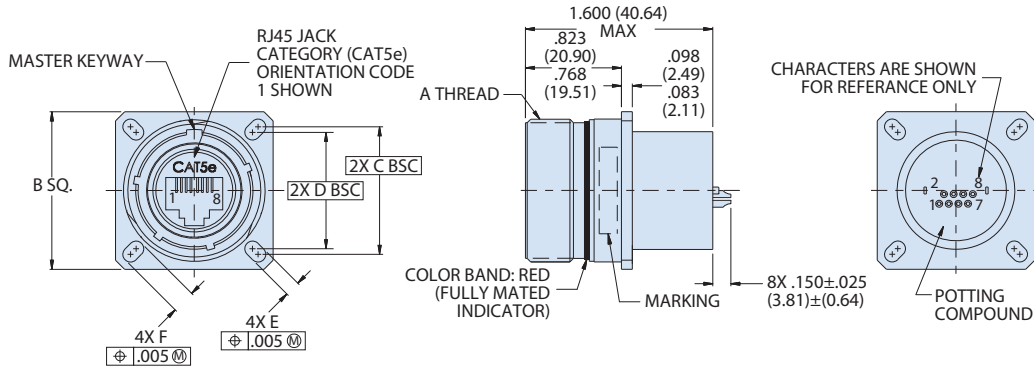
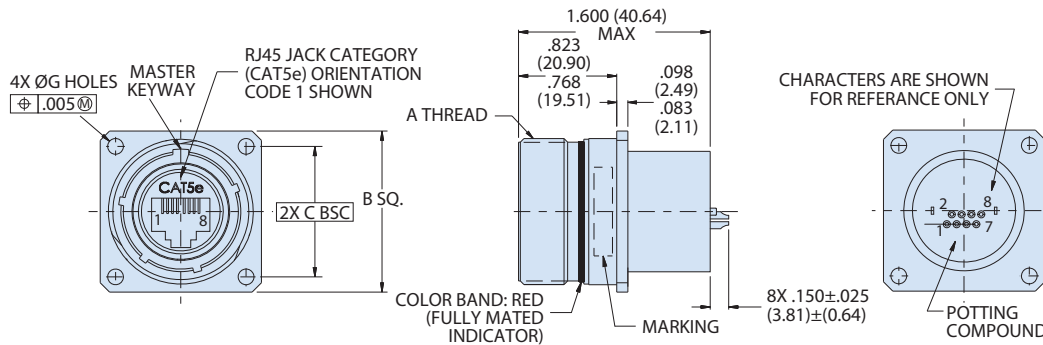


Table II Wall Mount							
Shell Size	A Thread	B SQ	C BSC	D BSC	E	F	ØG HOLES
17	1.1875-.1P-.3L-TS-2A	1.323 (33.60) 1.299 (32.99)	1.062 (26.97)	0.969 (24.61)	0.136 (3.45) 0.120 (3.05)	0.202 (5.13) 0.186 (4.72)	0.136 (3.45) 0.120 (3.05)
19	1.2500-.1P-.3L-TS-2A	1.449 (36.80) 1.425 (36.20)	1.156 (29.36)	1.062 (26.97)	0.136 (3.45) 0.120 (3.05)	0.202 (5.13) 0.186 (4.72)	0.136 (3.45) 0.120 (3.05)

2330-0131-D0 - WALL MOUNT RECEPTACLE WITH ROUND HOLES





SUPERSEAL RJ45
SuperNine MIL-DTL-38999 Series III Type
2330-0131 Connector Receptacle,
RJ45 to Solder Cup Termination



2330-0131-07 - JAM NUT MOUNT RECEPTACLE

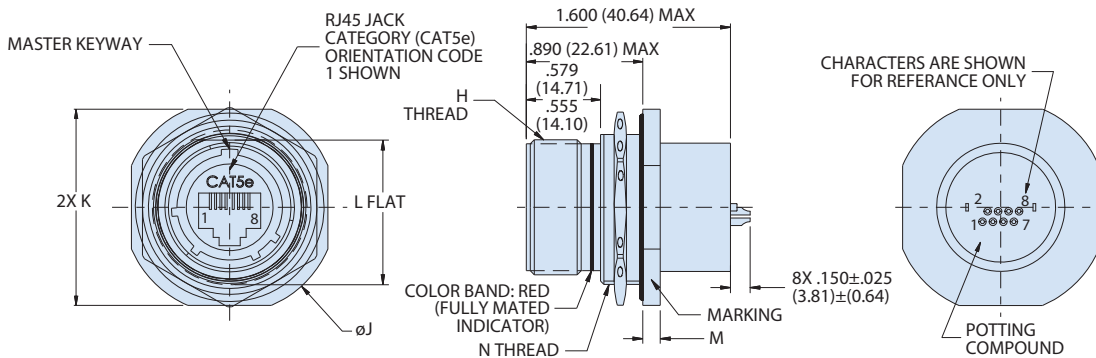


Table III Jam Nut Mount						
Shell Size	A Thread	ØJ	K	L FLAT	M	N THREAD
17	1.1875-.1P-.3L-TS-2A	1.764 (44.81)	1.642 (41.71)	1.191 (30.25)	0.122 (3.10)	M32 X 1.0-6g 0.100R
		1.740 (44.20)	1.610 (40.89)	1.181 (30.00)	0.083 (2.11)	
19	1.2500-.1P-.3L-TS-2A	1.949 (49.50)	1.827 (46.41)	1.316 (33.43)	0.153 (3.89)	M35 X 1.0-6g 0.100R
		1.925 (48.90)	1.795 (45.59)	1.306 (33.17)	0.114 (2.90)	

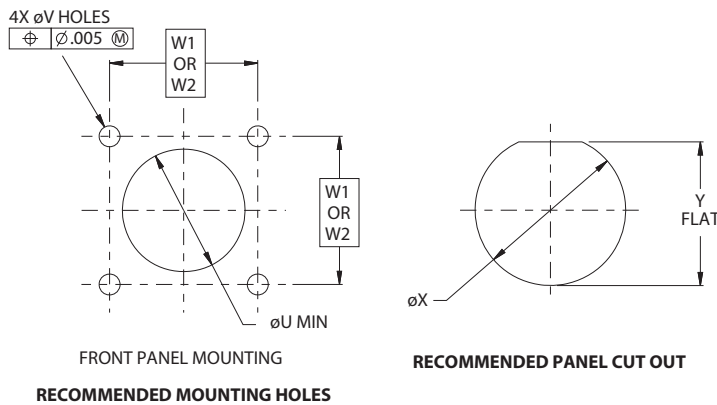


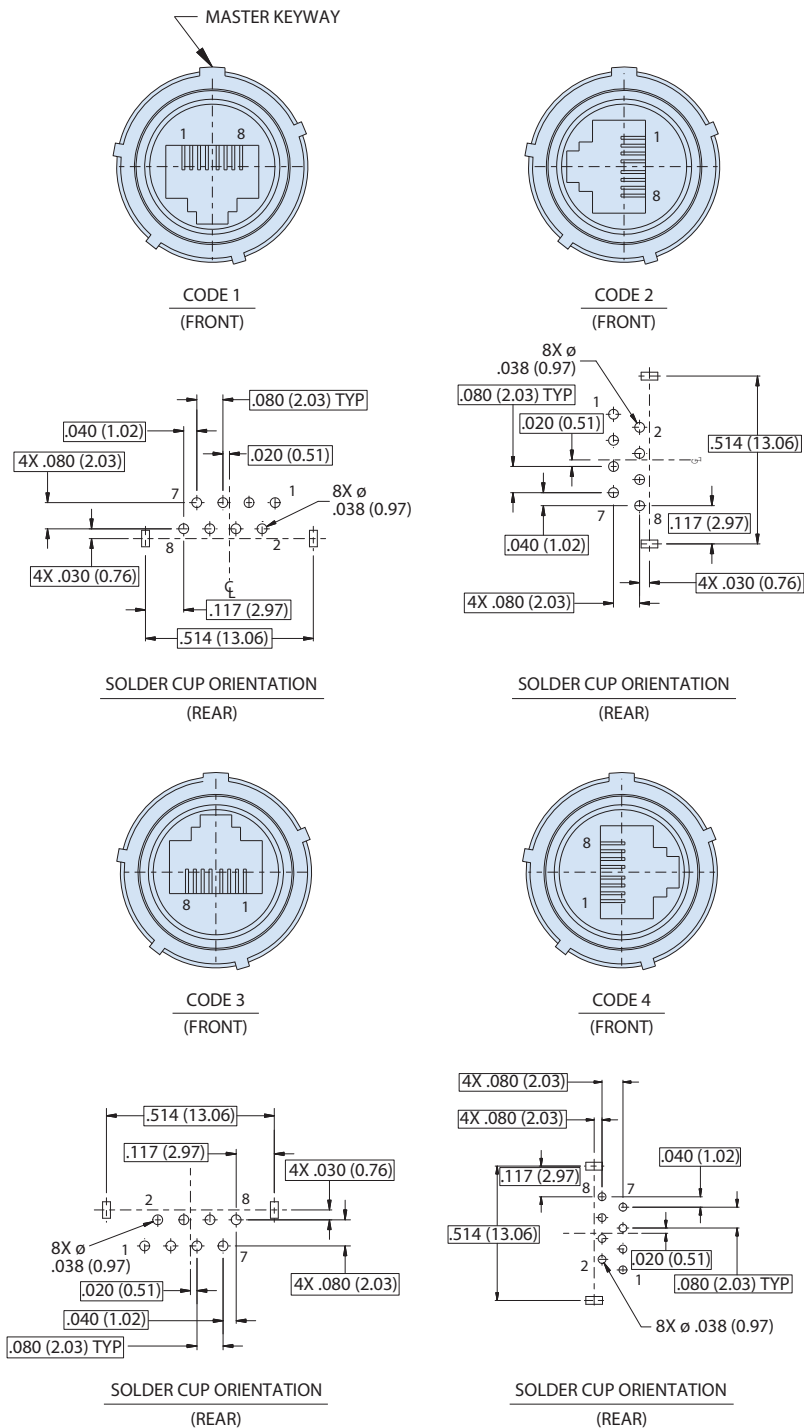
Table IV Panel Cutout and Wall Mount						
Shell Size	ØU MIN	ØV HOLES	W1 BSC	W2 BSC	ØX	Y FLAT
17	1.016 (25.81)	0.133 (3.38)	1.062 (26.97)	0.969 (24.61)	1.270 (32.26)	1.210 (30.73)
		0.123 (3.12)			1.260 (32.00)	1.200 (30.48)
19	1.141 (28.98)	0.123 (3.12)	1.156 (29.36)	1.062 (26.97)	1.395 (35.43)	1.335 (33.91)
					1.385 (35.18)	1.325 (33.65)



SUPERSEAL RJ45
SuperNine MIL-DTL-38999 Series III Type
2330-0131 Connector Receptacle,
RJ45 to Solder Cup Termination



RJ45 ORIENTATION OPTIONS (PARTIAL VIEWS SHOWN)



B