

900-345 Coupler with USB to Crimp Removable Size 22 Contacts

How to Order	
Part Number Example	900-345 NF D0 -15 2 A 1 H
Basic Number	900-345
Material/Finish	See Material and Finish Options Table
Connector Style	D0 = Receptacle, Wall Mount 05 = Receptacle, Inline 07 = Receptacle, Jam Nut G6 = Plug
Shell Size	15
USB Performance	2 = USB 2.0
USB Interface Type	A = Type A
Alternate Polarization	1, 2, 3, 4, 5, and 6 See connector specifications page for further information (Per MIL-DTL-28840)
USB Orientation	H = Horizontal V = Vertical

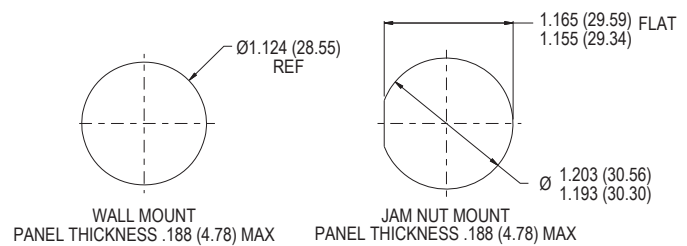
Material and Finish Options		
Code	Material	Finish Description
NF	Aluminum	Cadmium O. D. Over Electroless Nickel (500 hour Salt Spray)
ZN		Zinc Nickel, Olive Drab
MT		Nickel-PTFE, 1000 Hour Grey™
Z1	Stainless Steel	Passivate
ZU		Black Cadmium Over Nickel
AB	Marine Bronze	None (Clean Only)

USB 2.0 Wiring				
Pin	Name	Cable Color (USB)	Description	Recommended Wire Sizes (AWG)
1	(V BUS)	Red	+5 V	22
2	(D-)	White	DATA -	28
3	(D+)	Green	DATA +	28
4	(GND)	Black	GROUND	22

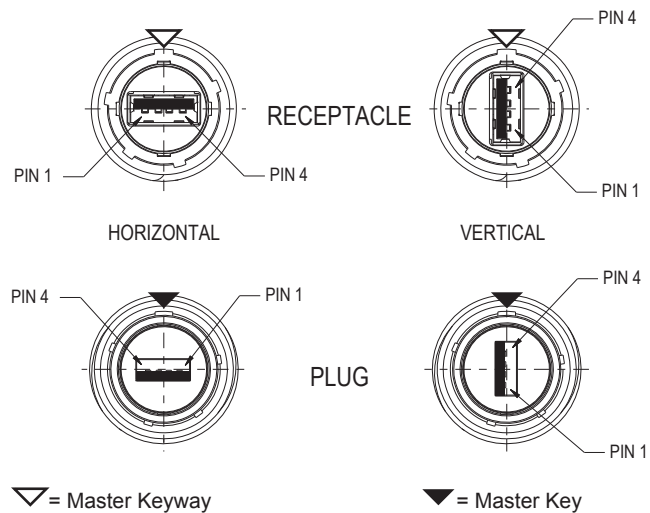
NOTES

- Connector shall meet general requirements of MIL-DTL-28840. USB connector shall be per USB 2.0 standard.
- Crimp removable contacts conform to: M39029/56-348 - size 22 socket contacts (supplied loose). Connector meets IP67 in the unmated condition
- Connector accessory features per M28840 connector designator G. Consult factory for crimp tool and accessory selection.

RECOMMENDED PANEL CUT-OUTS



USB ORIENTATION OPTIONS

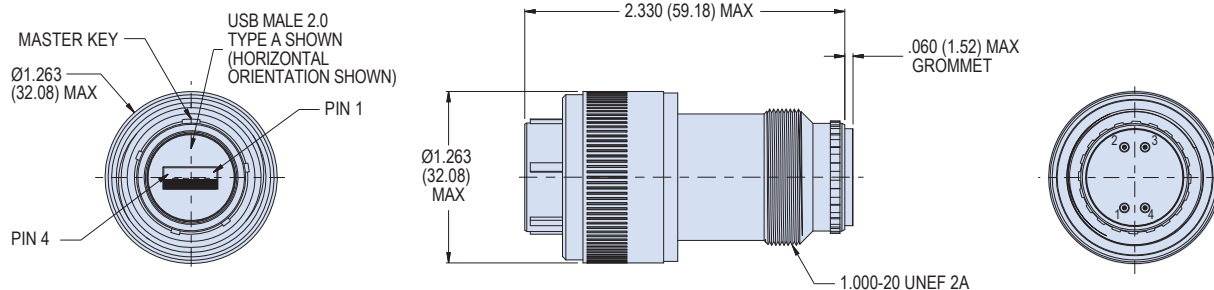


USB 2.0 28840 SuperSeal™

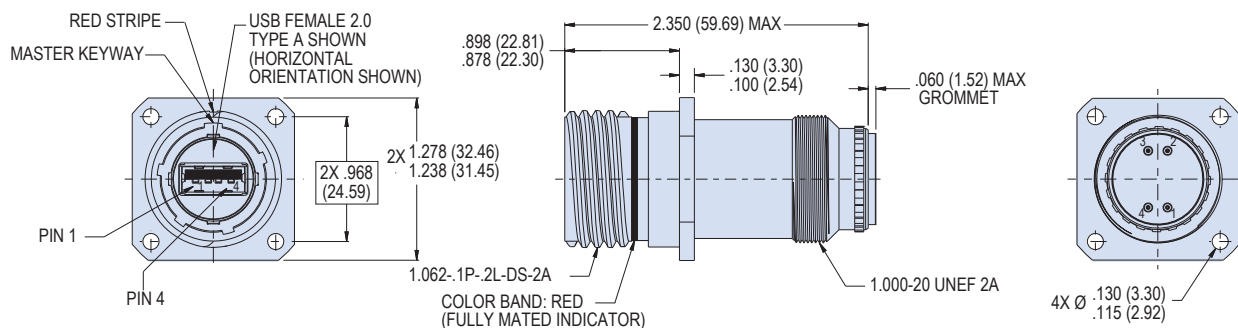


900-345 Coupler with USB to Crimp Removable Size 22 Contacts

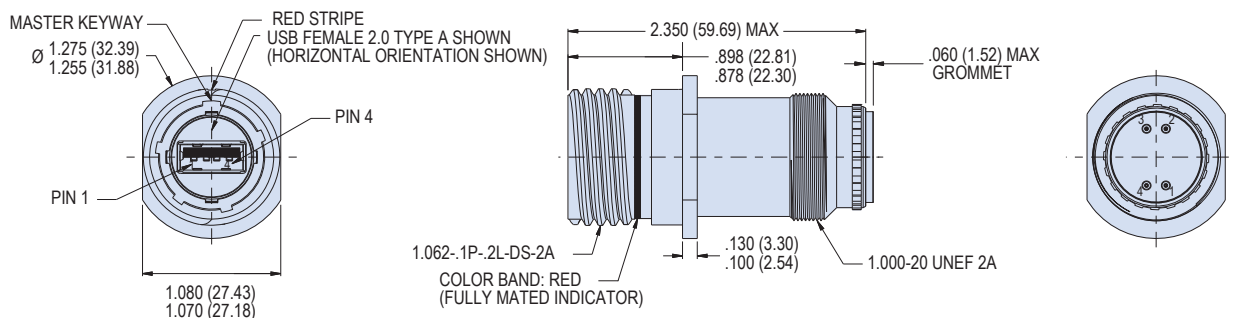
G6 - PLUG



D0 - WALL MOUNT RECEPTACLE



05 - RECEPTACLE, INLINE



07 - JAM NUT MOUNT RECEPTACLE

