



Accessories and Tools



889-004 Plug & 889-005 Receptacle Dust Covers for Series 880 QDC Connectors



889-004

889-005

- Fungus-resistant neoprene per ASTM D 2000 BC610Z1
- Available for SuperFly QDC plugs and receptacles
- Attach with ring or field terminate with loose crimp ferrule (-CF)
- Flexible, high strength 1/32 inch stainless steel lanyard with black nylon coating
- Stainless steel attachment ring
- Copper alloy crimp ferrule with non-reflective black chromate over zinc finish



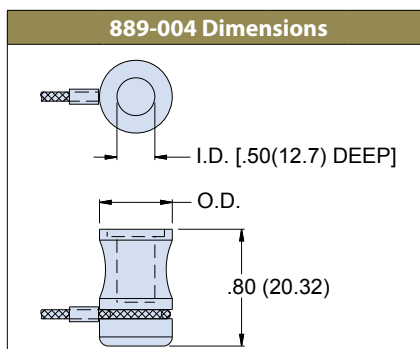
889-004 cover fits all QDC coupling plugs



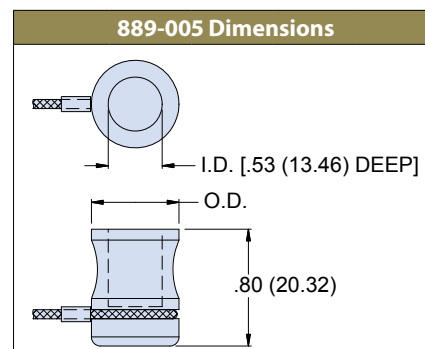
889-005 cover fits all QDC coupling receptacles

889-004 Neoprene cover fits 881-001P, 886-017P AND 886-018P plugs with QDC coupling. 889-005 fits 881-002R, 886-0019R and 886-020R receptacles with QDC coupling. Protects connector from water and debris ingress. Flexible stainless steel lanyard is coated with abrasion-resistant black nylon. Supplied with lanyard and ring, or with loose crimp ferrule for field termination of lanyard. Field terminate by looping lanyard around cable, compress ferrule with flat nose pliers and remove excess lanyard. -55° to +120°C. Meets fungus resistance requirement of MIL-STD-810.

How To Order						
Sample Part Number	889-004	-F	G	4	-WS	C
Series	889-004 Rubber Cover for QDC Plug 889-005 Rubber Cover for QDC Receptacles					
Cover Size	A thru L, See Dimensions Table					
Attachment Type	Omit = No attachment G = Ø1/16 black nylon cord S = Ø1/32 black nylon coated SST wire rope					
Attachment Length	Length in inches, ±.25 inches					
Termination Type	See Attachment Termination table for code					
Cover Material	Omit = Standard C = Conductive Neoprene blend (conductance = 100K ohms/sq. minimum)					



Dash no.	I.D.		O.D.	
	in	mm	in	mm
-A	.13	3.19	.40	9.80
-B	.15	3.68	.40	9.80
-C	.18	4.41	.45	11.03
-D	.19	4.66	.45	11.03
-E	.22	5.39	.45	11.03
-F	.24	5.88	.50	12.25
-G	.26	6.37	.50	12.25
-H	.28	6.86	.55	13.48
-J	.31	7.60	.55	13.48
-K	.33	8.09	.55	13.48
-L	.37	9.07	.60	14.70



Dash no.	I.D. 1		O.D.	
	in	mm	in	mm
-A	.27	6.62	.50	12.25
-B	.29	7.11	.55	13.48
-C	.31	7.60	.55	13.48
-D	.33	8.09	.55	13.48
-E	.35	8.58	.60	14.70
-F	.37	9.07	.60	14.70
-G	.39	9.56	.65	15.93
-H	.43	10.54	.65	15.93
-J	.46	11.27	.70	17.15
-K	.48	11.76	.70	17.15
-L	.52	12.74	.75	18.38



Accessories and Tools



889-004 Plug & 889-005 Receptacle Dust Covers for Series 880 QDC Connectors

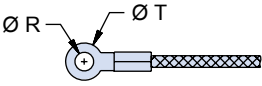
Attachment Termination		
Termination Code	Description	Style
Ø 1/16 Nylon Cord Lanyard (Style "G") Attachment:		
-00	No Terminal	
-01 thru -08 See Table I	Lug Termination	
-SCS	Slip Crimp Sleeve ²	<p>Provides "slip knot" adjustment may be crimped for permanent attachment</p>
-WS	With Strap	
-60 Thru -160 See Table III	Solid Ring	
-CF	Crimp Ferrule ³	Supplied loose for field termination of lanyard
Ø 1/32 Stainless Steel Wire (Style "S") Attachment:		
-00	No Terminal Lug	
-11 thru -15 See Table II	Lug Termination	
-60 thru -160 See Table III	Solid Ring	
-CF	Crimp Ferrule ³	Supplied loose for field termination of lanyard

Table III: Solid Ring Attachment for SST Wire or Nylon Rope



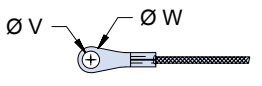
Dash No	Ø R ±.005		Ø T ±.005	
	In	mm	In	mm
-60	0.244	6.20	0.352	8.94
-65	0.264	6.71	0.372	9.45
-70	0.284	7.21	0.392	9.96
-75	0.304	7.72	0.412	10.46
-80	0.323	8.20	0.431	10.95
-85	0.343	8.71	0.451	11.46
-90	0.363	9.22	0.471	11.96
-95	0.382	9.70	0.490	12.45
-100	0.402	10.21	0.510	12.95
-105	0.422	10.72	0.530	13.46
-110	0.441	11.20	0.549	13.94
-115	0.461	11.71	0.569	14.45
-120	0.480	12.19	0.588	14.94
-125	0.500	12.70	0.608	15.44
-130	0.520	13.21	0.628	15.95
-135	0.540	13.72	0.648	16.46
-140	0.559	14.20	0.667	16.94
-145	0.579	14.71	0.687	17.45
-150	0.599	15.21	0.707	17.96
-155	0.619	15.72	0.727	18.47
-160	0.639	16.23	0.747	18.97

Table I: Lug Termination Attachment for Nylon Rope



Dash No	Ø R ±.005		Ø T ±.005	
	In	mm	In	mm
-01	.098	2.49	.30	7.62
-02	.126	3.20	.30	7.62
-03	.140	3.56	.30	7.62
-04	.145	3.68	.30	7.62
-05	.156	3.96	.30	7.62
-06	.167	4.24	.30	7.62
-07	.188	4.78	.30	7.62
-08	.197	5.00	.30	7.62

Table II: Lug Termination Attachment for SST Wire Rope



Dash No	Ø V ±.005		Ø W ±.005	
	In	mm	In	mm
-11	0.093	2.36	0.14	3.56
-12	0.119	3.02	0.20	5.08
-13	0.145	3.68	0.20	5.08
-14	0.167	4.24	0.25	6.35
-15	0.197	5.00	0.25	6.35

NOTES

- Attachment to withstand 25 lb pull test
- Slip/crimp sleeve (SCS) - for Type G nylon cord only. Provides "slip knot" adjustment, may be crimped for permanent attachment
- Crimp ferrule (CF) - for Type S wire rope and G nylon cord
Supplied loose for user termination