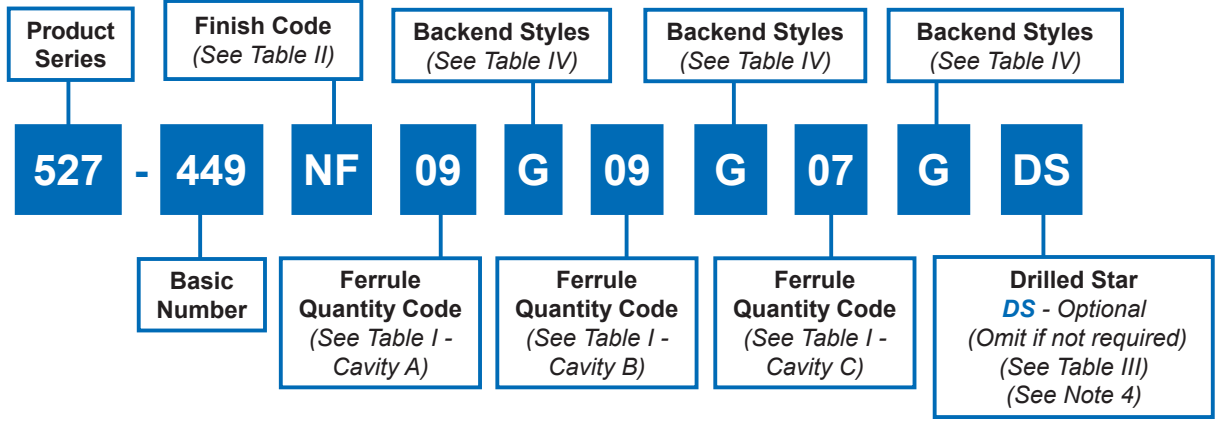




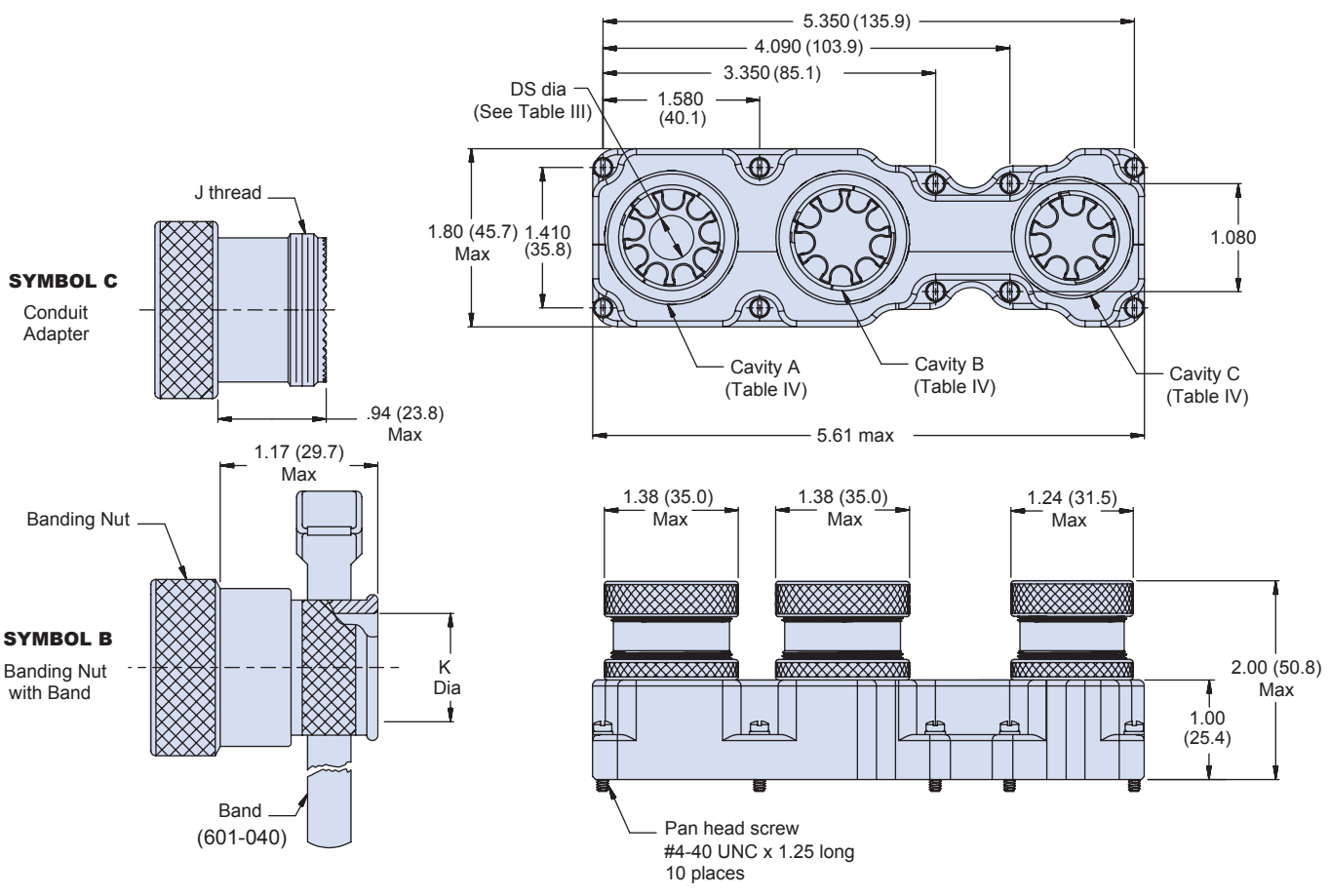
527-449
StarShield™ EMI/RFI Backshell Assembly
for size 2 ARINC 600 series connector



StarShield™ non-environmental, high ferrule count, backshell assembly with rear end options



B



Dimensions in inches (millimeters) and are subject to change without notice.

© 2012 Glenair, Inc. StarShield™ Zero Length Shield Termination Catalog CAGE Code 06324 Printed in U.S.A.

GLENAIR, INC. • 1211 AIR WAY • GLENDALE, CA 91201-2497 • 818-247-6000 • FAX 818-500-9912

www.glenair.com B-40 E-Mail: sales@glenair.com

Rev. 03.08.21

527-449
StarShield™ EMI/RFI Backshell Assembly
 for size 2 ARINC 600 series connector



Table I: Dimensions

Cavity	Ferrule Quantity Code			H ±.003	J Thread ISO Metric	K ±.004	Cable Range	
							Min	Max
A & B	00	09	11 (See note 5)	1.245 (31.6)	M31 X 1 - 6g	1.063 (27.0)	.687 (17.4)	.875 (22.2)
C	00	07		1.121 (28.5)	M28 X 1 - 6g	.945 (24.0)	.562 (14.3)	.750 (19.1)

Table II: Material and Finish Options

Code	Material; Finish Description
M	Aluminum; electroless nickel
MT	Aluminum; nickel - PTFE
NF	Aluminum; CAD/O. D. over electroless nickel
ZN	Aluminum; zinc nickel/O. D. over electroless nickel
ZR	Aluminum; zinc nickel/black over electroless nickel (RoHS)
Z1	Stainless steel; passivate
ZM	Stainless steel; electroless nickel

Table III: Drilled Star Options

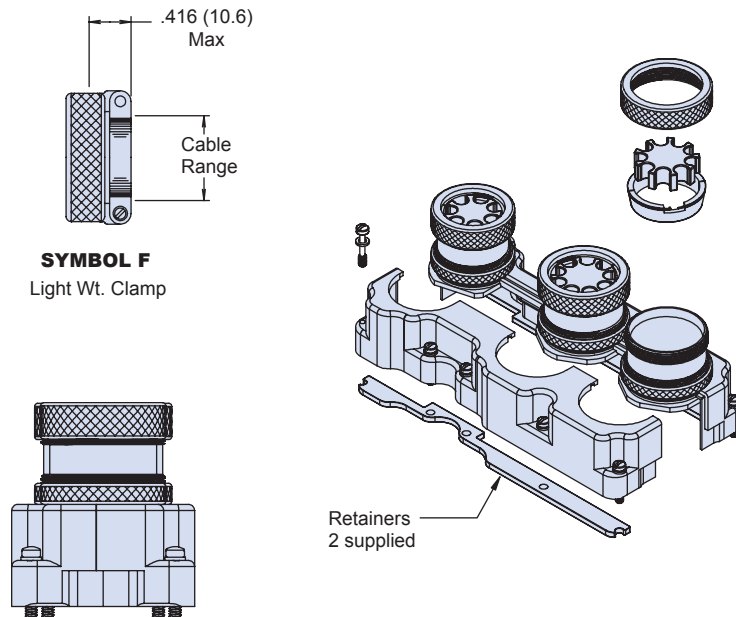
Ferrule Quantity	DS Dia Max (See note 4)
7	.35 (8.9)
9	.47 (11.9)

Table IV: Backend Styles

Symbol	Description
B	Banding nut with band
C	Conduit adapter
F	Light duty cable clamp (see note 6)
G	Gland nut
P	Plug cover (see note 6)

Material/Finish

Backshell, adapters, nuts, backend styles (Table IV), compression rings, retainers, stars	Al alloy/see Table II
Hardware	CRES/passivate



Notes:

1. Assembly identified with manufacturer's name and P/N, space permitting.
2. For effective grounding, connector with conductive finish should be used.
3. Glenair 600 series backshell assembly tools are recommended for assembly and installation.
4. Drilled star option is not available for stars that hold 11 ferrules.
5. 11 ferrule star is composed of a split 8 ferrule star and a 3 ferrule star.
6. When ordering Type F clamp use 00 for ferrule quantity code. Compression rings and star are not supplied.
7. Ferrule kit sold separately.
 687-764 ferrule and HST device kit
 687-809 ferrule and sealing device kit
 687-748 solder ferrule
 687-841-01 HST flex device
8. Shrink boot ref. Part number 770-001S108.

Dimensions in inches (millimeters) and are subject to change without notice.