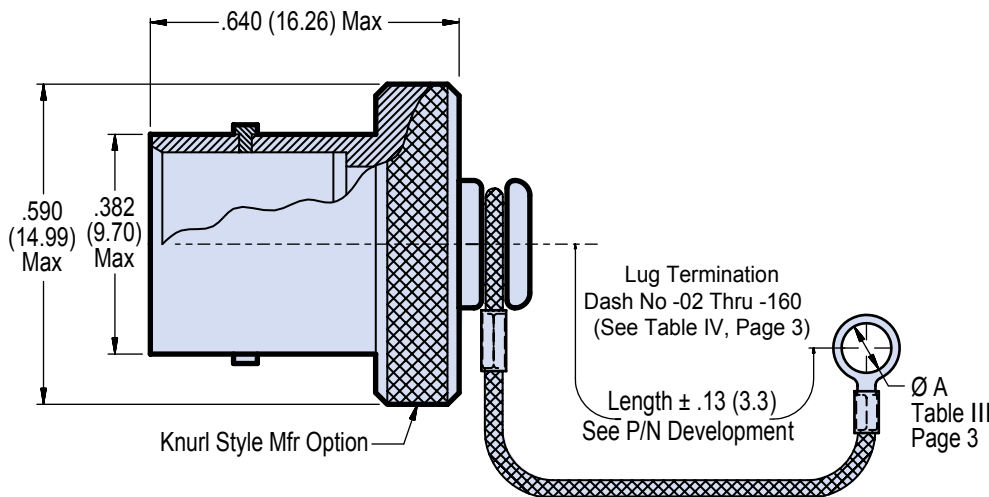
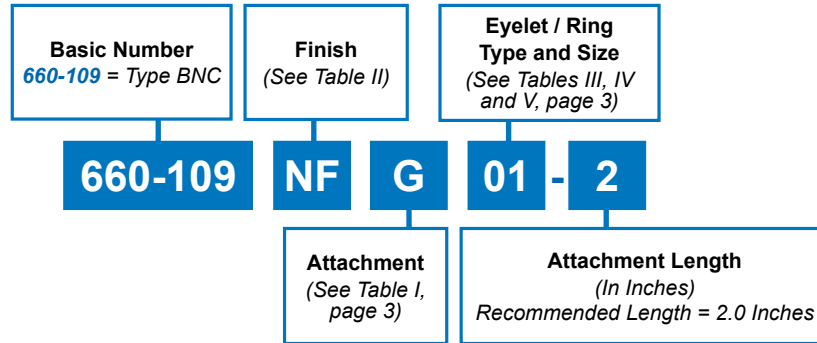
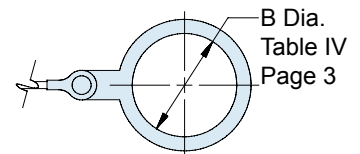


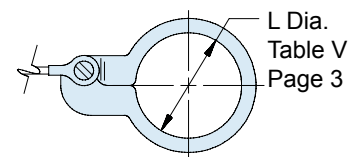
**660-109**  
**Plug Dust Cover**  
 for MIL-PRF-39012 Type BNC Male RF Coax Connectors



**SOLID RING - Style A**



**SPLIT RING - Style C**



**Table II: Materials and Finishes**

| Code | Material                  | Finish                      |
|------|---------------------------|-----------------------------|
| M    | Aluminum Alloy<br>6061-T6 | Electroless Nickel          |
| MT   |                           | Nickel Teflon               |
| NF   |                           | Cadmium, Olive Drab         |
| ZR   |                           | Zinc-Nickel, Black          |
| Z1   | 303 Stainless Steel       | Passivate                   |
| BM   | Brass                     | Brass - Electroless Nickel  |
| WB   |                           | White Bronze (Non-Magnetic) |

**Material and Finishes:**

Rivets, bayonet pins – CRES/Passivate  
 Gaskets – Silicone or neoprene/N.A.  
 Attachments – See page 3  
 Covers – Aluminum alloy, brass, stainless steel/See Table II below for finishes  
 Crimp Rings and Eyelets – CRES/passivate

*Composite and other materials and finishes available.  
 Please consult factory*

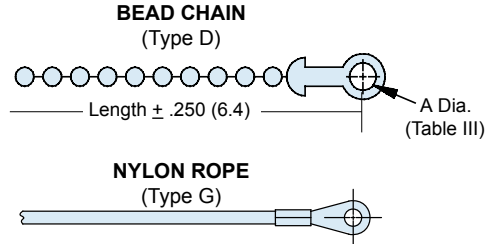
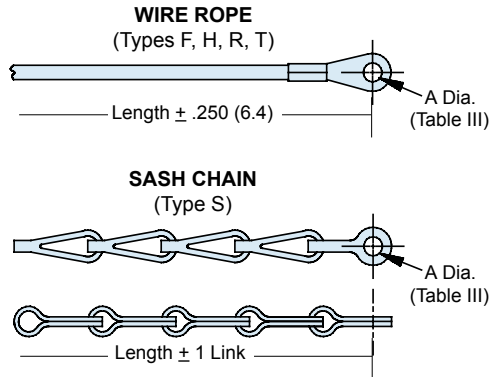
**APPLICATION NOTES**

1. Assembly identified with manufacturer's name and part number, space permitting.
2. Attachment to withstand 25 Lb. pull test.
3. A = Maximum diameter over which mandrel will rotate freely (see Table IV, page 3).
4. Metric dimensions (mm) are in parentheses.

# RF Coax Connector Protective Covers Attachment Selections, Ring and Eyelet Dimensions

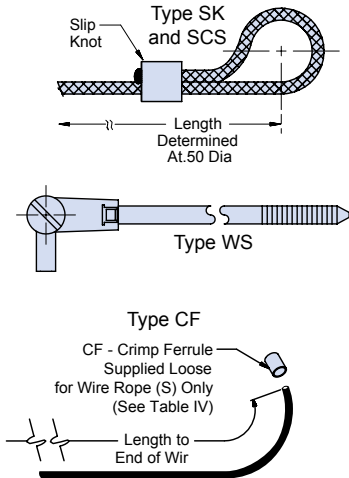


| Table I: Attachments |                                 |
|----------------------|---------------------------------|
| <b>Sym</b>           | <b>Chain</b>                    |
| <b>D</b>             | Bead Chain, Cres, Passivate     |
| <b>S</b>             | #8 Sash Chain, Cres, Passivate  |
| <b>Sym</b>           | <b>Wire Rope</b>                |
| <b>F</b>             | Wire Rope, Nylon Jacket         |
| <b>H</b>             | Wire Rope, Fluoropolymer Jacket |
| <b>R</b>             | Wire Rope, PVC Jacket           |
| <b>T</b>             | Wire Rope, No Jacket            |
| <b>Sym</b>           | <b>Fabric Rope</b>              |
| <b>G</b>             | Flexible Nylon Rope             |
| <b>Sym</b>           | <b>None</b>                     |
| <b>N</b>             | No Attachment                   |
| <b>NB</b>            | No Lanyard or Attachment Boss   |

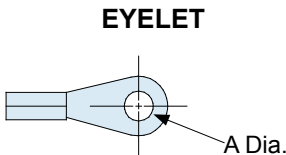


**NOTES**

- Slip/Crimp Sleeve (SCS) for Type G Nylon Cord only provides "slip knot" adjustment. May be crimped for permanent attachment.
- Crimp Ferrule (CF) for Type S Wire Rope only. Supplied loose for user termination.

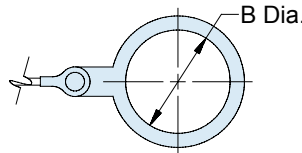


| Table II: Materials and Finishes |                           |                             |
|----------------------------------|---------------------------|-----------------------------|
| Code                             | Material                  | Finish                      |
| <b>M</b>                         | Aluminum Alloy<br>6061-T6 | Electroless Nickel          |
| <b>MT</b>                        |                           | Nickel Fluoropolymer        |
| <b>NF</b>                        |                           | Cadmium, Olive Drab         |
| <b>ZR</b>                        |                           | Zinc-Nickel, Black          |
| <b>ZI</b>                        | 303 Stainless Steel       | Passivate                   |
| <b>BM</b>                        | Brass                     | Brass - Electroless Nickel  |
| <b>WB</b>                        |                           | White Bronze (Non-Magnetic) |



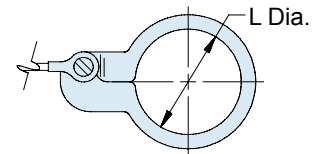
| Table III: Eyelet |                       |
|-------------------|-----------------------|
| Dash No.          | P Dia ±.010 (0.3)     |
| 01                | .140 (3.6)            |
| 04                | .197 (5.0)            |
| 06                | .125 (3.2)            |
| 09                | .156 (4.0)            |
| 00                | No Eyelet             |
| WS                | With Strap            |
| SK                | Slip Knot             |
| SCS               | Slip/Crimp Sleeve     |
| CF                | Crimp Ferrule (Loose) |

**SOLID RING - Style A**



| Table IV: Style A Ring Diameter |                   |
|---------------------------------|-------------------|
| Dash No.                        | N Dia ±.015 (0.4) |
| 095                             | .312 (7.9)        |
| 100                             | .391 (9.9)        |
| 101                             | .516 (13.1)       |
| 102                             | .583 (14.8)       |
| 103                             | .641 (16.3)       |
| 105                             | .766 (19.5)       |
| 106                             | .896 (22.2)       |
| 107                             | 1.016 (25.8)      |

**SPLIT RING - Style C**



| Table V: Style C Ring Diameter |                   |
|--------------------------------|-------------------|
| Dash No.                       | L Dia ±.015 (0.4) |
| 52                             | .485 (12.3)       |
| 54                             | .640 (16.3)       |
| 56                             | .750 (19.1)       |
| 58                             | .890 (22.6)       |
| 60                             | 1.015 (25.8)      |