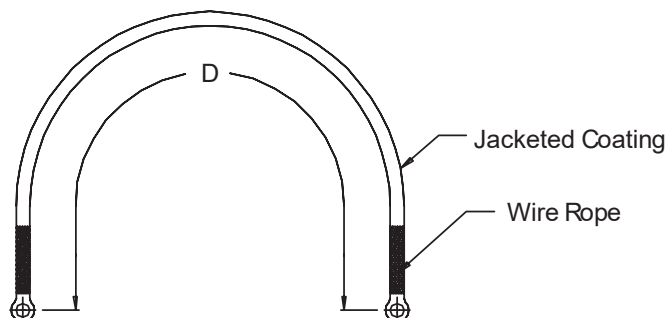





M85049/44 Strain-Relief Backshell for Superceded M83733/16

M85049/44-3
Basic Part No. _____
Dash No. _____

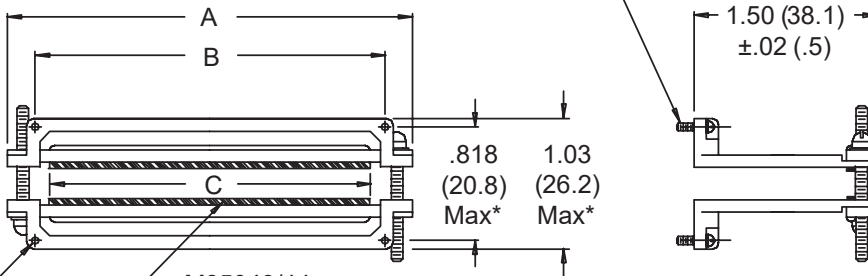


Superceded Part Number

M83733/16-3
Basic Part No. _____
Dash No. _____



.112 - 40 UNC x .437 Long Screw
with Lockwasher (4 places)



.116 (2.9)
Dia Hole
Typ. 4
Places

M85049/44
Silicone Cushions
M83733/16
Neoprene
Cushions
.062 (1.6) Thick

* Maximum Dimension
with Halves Bottomed

TABLE I: CONNECTOR INTERFACE DIMENSIONS							
Dash	A		B		C		
No.	± .062	(1.57)	± .005	(.13)	± .062	(1.57)	
1	2.437	(61.90)	1.895	(48.13)	1.700	(43.18)	
2	3.750	(95.25)	3.195	(81.15)	3.000	(76.20)	
3	2.437	(61.90)	1.895	(48.13)	1.700	(43.18)	
4	3.750	(95.25)	3.195	(81.15)	3.000	(76.20)	

* No Wire Rope Supplied

1. For complete dimensions see applicable Military Specification.
2. Metric dimensions (mm) are indicated in parentheses.