

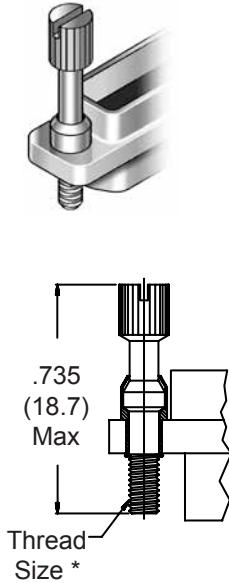
Micro-D Hardware Dimensions and Accessories - Jackpost Kits



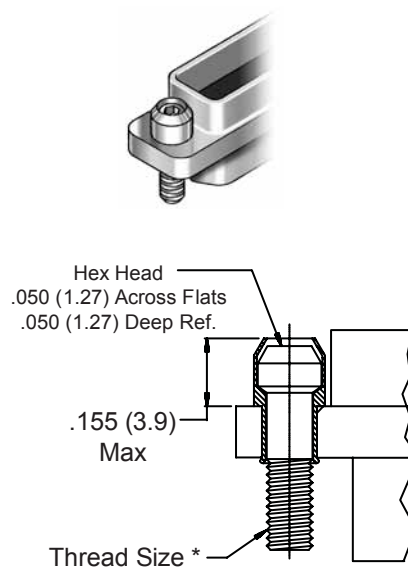
MIL-DTL-83513
Micro-D

FACTORY INSTALLED HARDWARE

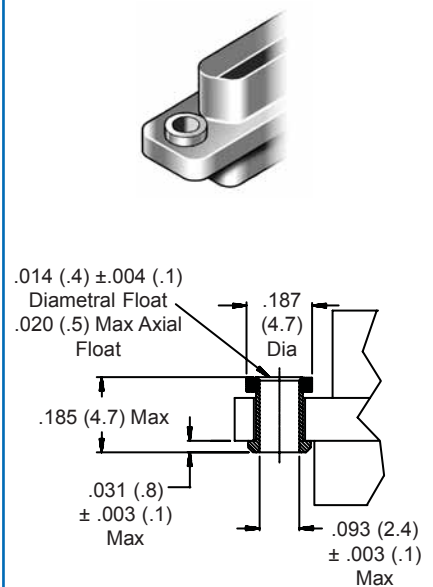
**"K" Style Jackscrew
Non-Removable Slot Head**



**"L" Style Jackscrew
Non-Removable Allen Head**

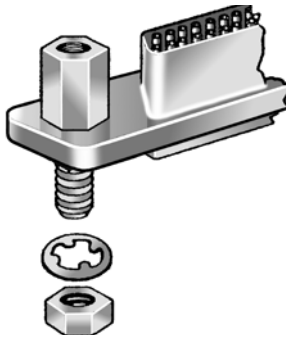


**"F" Style
Float Mount**

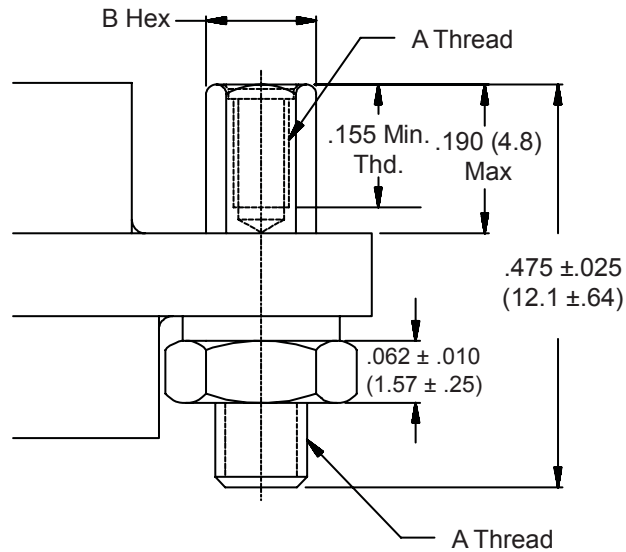


* Thread size for connector sizes 9-51 is #2A-56 UNC, for connector size 100 is #4-40 UNC

"P" STYLE JACKPOST KITS



Material /Finish - Series 300 Stainless Steel/ Passivated per ASTM-A967
(kits consist of two posts, two washers, and two nuts)



Part Number	A Thread Size	B Hex Size	Mil Spec	Application
080-00-00-100	#2-56 UNC	.125 (3.18)	M83513/05-07	Connector sizes 9 through 51
080-00-00-101	#4-40 UNC	.187 (4.75)	M83513/05-17	Connector Size 100

Metric dimensions (mm) are indicated in parentheses.