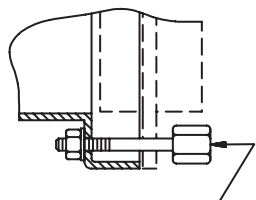
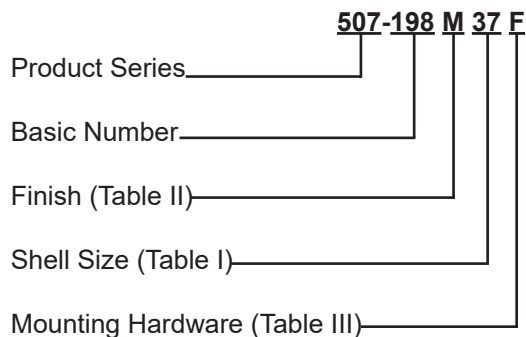
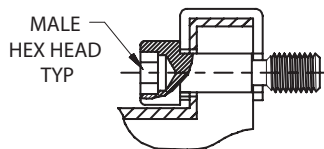


# 507-198 Micro-D Backshell Assembly with Strain-Relief for Un-Jacketed Wire Bundles

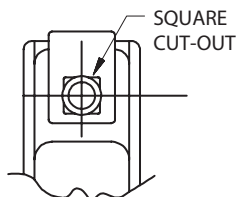
For Use with  
Un-Jacketed  
Wire Bundles




FEMALE JACKPOST  
D THREAD - TYP  
SYMBOL F



MALE  
HEX HEAD  
TYP

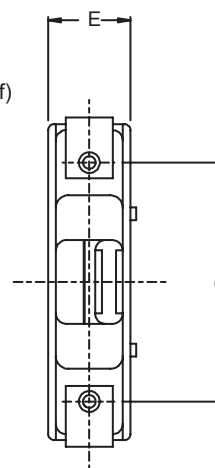
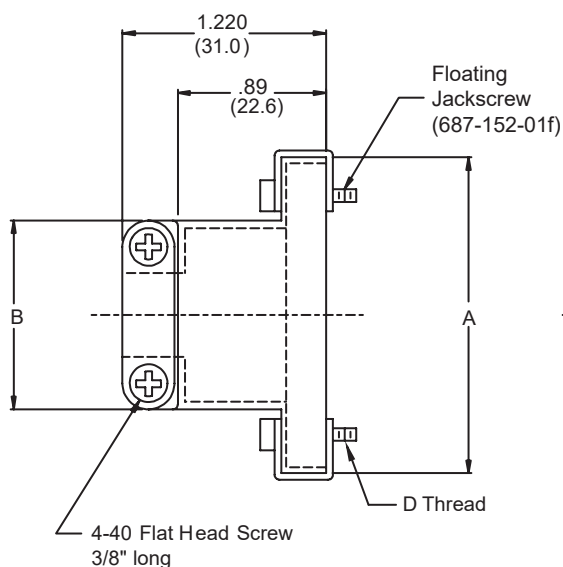
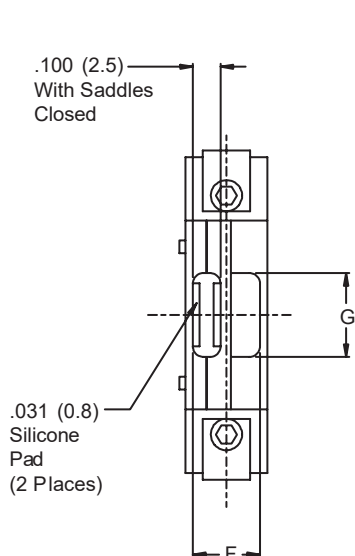


SQUARE  
CUT-OUT



SHELL SIZE  
09 THRU 31 AND 100

NON-FLOATING JACKSCREW  
SYM. HJ OPTION  
(687-152-01)



Metric dimensions (mm) are indicated in parentheses

507-198

# Micro D-Backshell Assembly with Strain-Relief for Un-Jacketed Wire Bundles

MIL-DTL-83513  
Micro-D

TABLE I: SHELL SIZE &amp; CONNECTOR INTERFACE DIMENSIONS

SHELL SIZE	A MAX	B MAX	C DIM	D THREAD	E MAX	F DIM	G DIM
09	.850 (21.59)	.840 (21.34)	.565 (14.35)	2-56 UNC-2A	.420 (10.67)	.31 (7.87)	.31 (7.87)
15	1.000 (25.40)	.910 (23.11)	.715 (18.16)	2-56 UNC-2A	.420 (10.67)	.31 (7.87)	.38 (9.65)
21	1.150 (29.21)	.970 (24.64)	.865 (21.97)	2-56 UNC-2A	.420 (10.67)	.31 (7.87)	.44 (11.18)
25	1.250 (31.75)	1.030 (26.16)	.965 (24.51)	2-56 UNC-2A	.420 (10.67)	.31 (7.87)	.50 (12.70)
31	1.400 (35.56)	1.080 (27.43)	1.115 (28.32)	2-56 UNC-2A	.420 (10.67)	.31 (7.87)	.55 (13.97)
37	1.550 (39.37)	1.130 (28.70)	1.265 (32.13)	2-56 UNC-2A	.420 (10.67)	.31 (7.87)	.60 (15.24)
51	1.500 (38.10)	1.080 (27.43)	1.215 (30.86)	2-56 UNC-2A	.470 (11.94)	.36 (9.14)	.55 (13.97)
51-2	1.910 (48.51)	1.480 (37.59)	1.615 (41.02)	2-56 UNC-2A	.420 (10.67)	.31 (7.87)	.95 (24.13)
67	2.310 (58.67)	1.880 (47.75)	2.015 (51.18)	2-56 UNC-2A	.420 (10.67)	.31 (7.87)	1.35 (34.29)
69	1.810 (45.97)	1.380 (35.05)	1.515 (38.48)	2-56 UNC-2A	.470 (11.94)	.36 (9.14)	.85 (21.59)
75	2.150 (54.61)	1.720 (43.69)	1.705 (43.31)	4-40 UNC-2A	.470 (11.94)	.36 (9.14)	1.190 (30.23)
100	2.235 (56.77)	1.650 (41.91)	1.800 (45.72)	4-40 UNC-2A	.510 (12.95)	.40 (10.16)	1.00 (25.40)
130	2.585 (65.66)	2.155 (54.74)	2.150 (54.61)	4-40 UNC-2A	.510 (12.95)	.40 (10.16)	1.350 (34.29)

TABLE III:  
FINISH OPTIONS

Symbol	Finish
B	Cadmium Plate/Olive Drab
C*	Black Anodize
G*	Anodic Hard Coat
J	Gold Iridite over Cadmium Plate over Electroless Nickel
LF	Cadmium Plate/Bright over Electroless Nickel
M	Electroless Nickel
N	Cadmium Plate/Olive Drab over Electroless Nickel
NC	Zinc Cobalt/Dark Olive Drab
NF	Cadmium Plate/Olive Drab over Electroless Nickel
T	Cadmium Plate/Bright over Electroless Nickel
U**	Cadmium Plate/Black
ZN	Zinc-Nickel Alloy/Olive Drab

\*Anodize finish is not suitable for EMI shielding or grounding applications.

\*\*Applicable to corrosion resisting steel backshells and accessories. Consult factory for other available finishes.

MOUNTING HARDWARE

Symbol	Description
F	Female Post
JH	Non Floating Jackscrew
Omit	For Standard Male Floating Jackscrew

Metric dimensions (mm) are indicated in parentheses