

EMI/RFI Micro-D Split Banding Backshell with Elliptical Banding Porch



Split Backshell With Elliptical Cable Entry provides added room for larger wire bundles. Terminate cable shields with Band-Master ATS® Micro Bands. This backshell features floating male screwlocks which allow full mating of the connector before the screws are fastened.

Rugged Aluminum housing with stainless steel hardware, available in electroless nickel or gold plating

How To Order EMI/RFI Split Shell Backshells

Sample Part Number	507-178	M	25	06	K	F	T
Series	507-178						
Shell Finish	M – Electroless Nickel Z2 – Gold						
Connector Size	09, 15, 21, 25, 31, 37, 51, 51-2, 67, 69, 75, 100, 130 (See Table I)						
Cable Entry Code	04, 05, 06, 07, 08, 09, 10, 11, 12, 13, 14, 15, 16 (See Table II)						
EMI Band Strap Option	B - Micro Band Supplied K - Coiled Micro Band Supplied Omit (Leave Blank) - Band Strap Not Supplied						
Hardware Option	Screwlocks H - (2) Hex Head Screwlock E - (2) Extended Screwlock (styles T and S only) F - (2) Jackpost, Female FF - Fixed Female Jackpost FE - Extended Female Jackpost Jackscrews J - (2) Fillister Head Jackscrew HJ - Hex Socket Jackscrew EJ - Extended Jackscrew (styles T and S only) Omit for standard knurl head Screwlock						
Qwik-Ty Option	T = with Qwik-Ty strain relief Omit for none						

NOTES

Screwlocks: screws float to allow connector to engage completely before tightening.
Jackscrews: screws must be tightened simultaneous with connector engagement

MATERIALS/FINISH

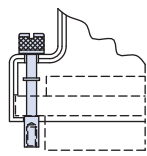
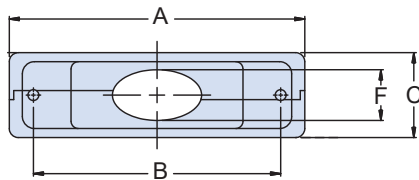
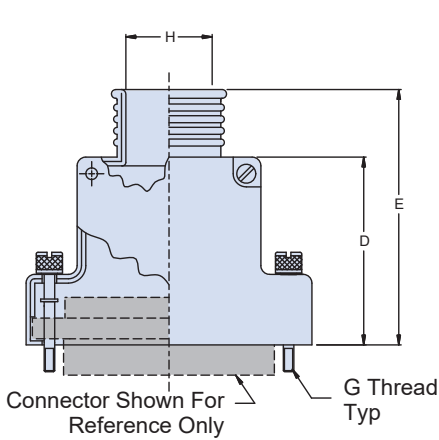
Backshell: Aluminum alloy
Hardware: CRES / passivated

507-178

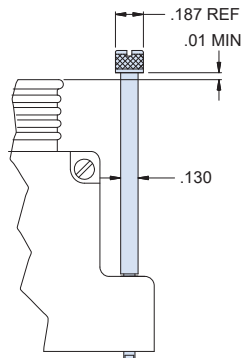
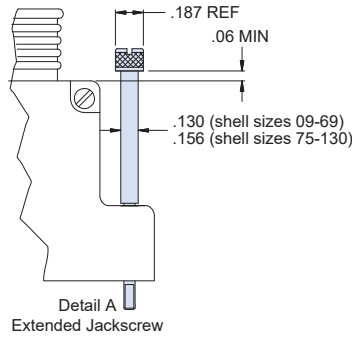
EMI/RFI Micro-D Split Banding Backshell with Elliptical Banding Porch



MIL-DTL-83513
Micro-D

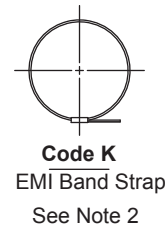


Code F
Female Jackpost

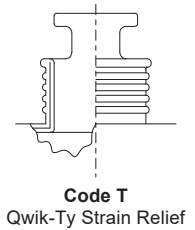


Code H
Hex Socket Head Screwlock

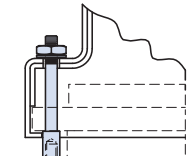
Table II: Cable Entry Code			
Code	H		Available on Shell Size
	In. ± .010	mm. ± 0.25	
04	.250	6.35	09, 15, 21
05	.312	7.92	15 Thru 31
06	.375	9.53	21 Thru 51
07	.437	11.10	25 Thru 51
08	.500	12.70	25 Thru 51
09	.562	14.27	31 Thru 100
10	.625	15.88	31 Thru 100
11	.688	17.48	37 Thru 100
12	.750	19.05	37 Thru 100
13	.812	20.62	37,51-2,67,69,100
14	.875	22.23	51-2, 67, 69, 100
15	.938	23.83	51-2, 67, 69, 100
16	1.000	25.40	51-2, 67, 69, 100



Code K
EMI Band Strap
See Note 2



Code T
Qwik-Ty Strain Relief



Code FF
Fixed Female Jackpost

Table I: Dimensions																
Size	A Max.		B		C Max.		D				E		F		G Thread	Available Entry Code Table II
	In.	mm.	In.	mm.	In.	mm.	In. ± .010	mm. ± 0.25	In. ± .020	mm. ± 0.022	In. ± .005	mm. ± .127				
09	.915	23.24	.565	14.35	.450	11.43	.701	17.81	1.013	25.73	.160	4.06	2-56 UNC-2A	04		
15	1.065	27.05	.715	18.16	.450	11.43	.763	19.38	1.076	27.33	.190	4.83	2-56 UNC-2A	04-05		
21	1.215	30.86	.865	21.97	.450	11.43	.795	20.19	1.107	28.12	.220	5.59	2-56 UNC-2A	04-06		
25	1.315	33.40	.965	24.51	.450	11.43	.857	21.77	1.170	29.72	.260	6.60	2-56 UNC-2A	05-08		
31	1.465	37.21	1.115	28.32	.450	11.43	.888	22.56	1.201	30.51	.275	6.99	2-56 UNC-2A	05-10		
37	1.615	41.02	1.265	32.13	.450	11.43	.951	24.16	1.263	32.08	.285	7.24	2-56 UNC-2A	06-13		
51	1.565	39.75	1.215	30.86	.495	12.57	1.013	25.73	1.326	33.68	.350	8.89	2-56 UNC-2A	06-12		
51-2	1.965	49.91	1.615	41.02	.450	11.43	1.013	25.73	1.326	33.68	.350	8.89	2-56 UNC-2A	09-16		
67	2.365	60.07	2.015	51.18	.450	11.43	1.013	25.73	1.326	33.68	.350	8.89	2-56 UNC-2A	09-16		
69	1.865	47.37	1.515	38.48	.495	12.57	1.013	25.73	1.326	33.68	.350	8.89	2-56 UNC-2A	09-16		
75	2.210	56.13	1.705	43.31	.495	12.57	1.013	25.73	1.326	33.68	.350	8.89	4-40 UNC-2A	09-16		
100	2.305	58.55	1.800	45.72	.540	13.72	1.076	27.33	1.388	35.26	.490	12.45	4-40 UNC-2A	09-16		
130	2.665	67.69	2.160	54.86	.540	13.72	1.076	27.33	1.388	35.26	.490	12.45	4-40 UNC-2A	09-16		