



ITS 901 00 - 3
Front and Rear Mount Receptacle
Assembly for Single Wires and Conduit

B

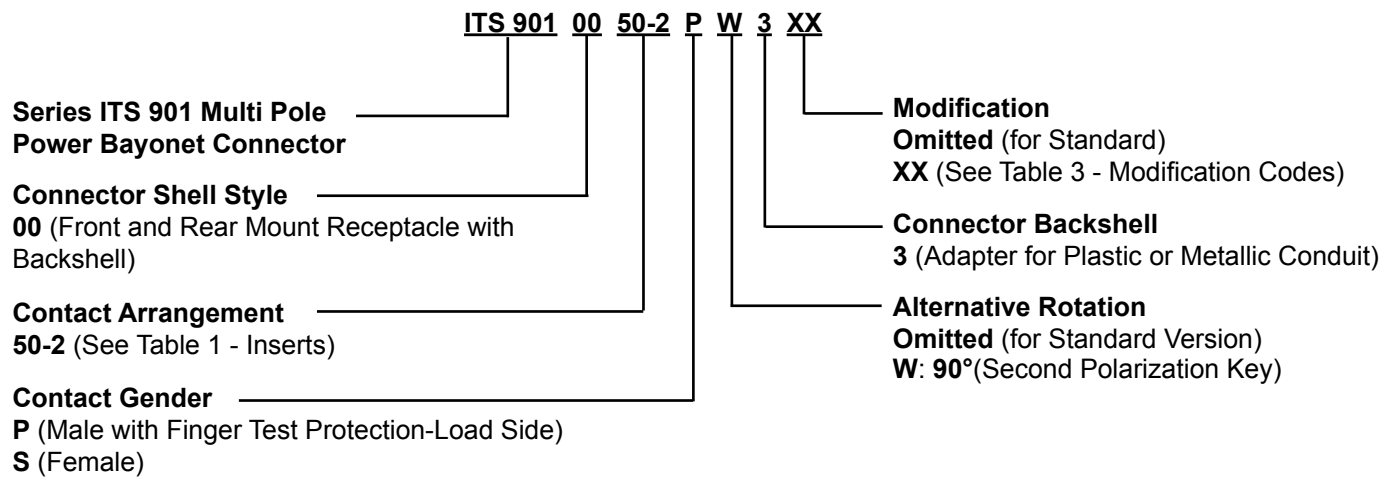


TABLE 3: MODIFICATION CODES

Name	Modification
Omitted	Standard
B0	Connector Less Contacts
F7	Conductive Black Plating
MXX	Modified Contacts M3A, M3B and M3C for 3 Contacts Type M4A, M4B and M4C for 4 Contacts Type



Application Notes:

- Front and Rear mount receptacle with backshell for single wires and conduit. RoHS Compliant.
- Working voltage: 800-1000 Vac. Test voltage: 2800 - 3800 Vac 50Hz (1 min.). See Table 1 - Inserts.
- Water proof : IP67 level (coupled connectors).
- Contact resistance: 0.2 to 0.5 mΩ Max.
- Temperature range: -55 +125°C.
- Contact: copper alloy with silver plating.
- Insulator: black thermoplastic resin according with UL94V0-NFF16-102 I1 F2 (Exigency 3).
- Shells: Aluminium alloy with electrodeposited black paint.

ITS 901 00 - 3
Front and Rear Mount Receptacle
Assembly for Single Wires and Conduit

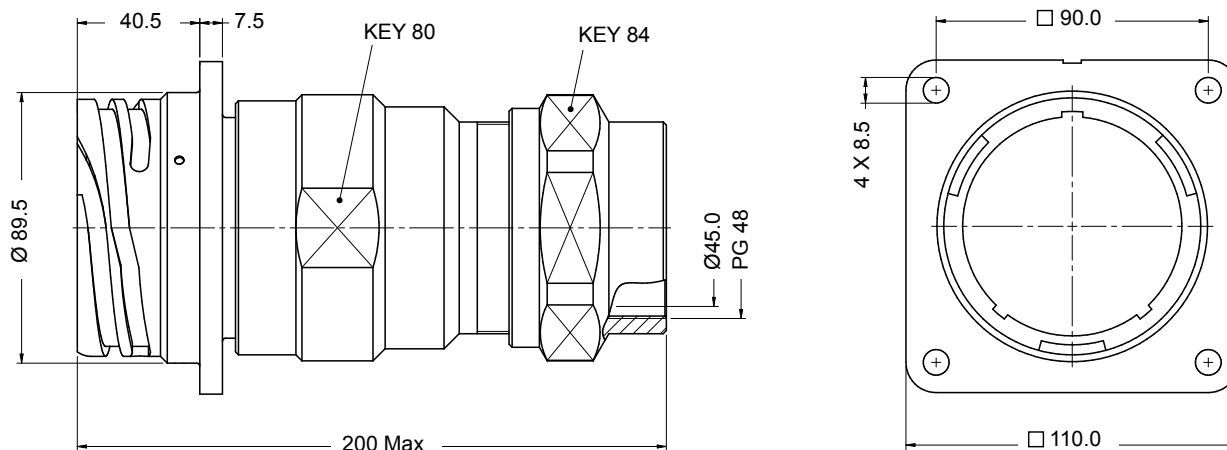


TABLE 1 - INSERTS

Insert Front View				
Arrangement	50-2	50-3	50-31	50-N31
Contact Type	4	3	3 (3) - 1 (2)	3 (3) - 1 (1)
Alternative Contact Type	4A, 4B and 4C	3A, 3B and 3C	3A, 3B and 3C	3A, 3B and 3C
Working Voltage	800 VAC	800 VAC	800 VAC	1.000 VAC.8
Test Voltage	2.800 VAC	2.800 VAC	2.800 VAC	3.800 VAC
Clearance in Air (mm)	3.5	3.5	3.5	12.0
Creepage Distance (mm)	9.7	9.7	9.7	38.0

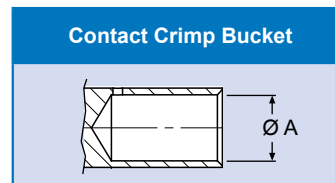


TABLE 2 - STANDARD AND ALTERNATIVE CONTACTS (Referred to TABLE 1)

Contact Type	Male Contact P/N	Female Contact P/N	Crimp Bucket - A - (mm)	Cable Section (mmq)	Working Current (A) *	Max Current (A) *
1	901-1-P-550G10	901-1-S-550G10	5.5	AWG 4	120	150
2	901-2-P-1150G10	901-2-S-1150G10	11.5	AWG 1/0	150	250
3	901-3-P-1650G10	901-3-S-1650G10	16.5	AWG 4/0	350	450
4	901-4-P-1780G10	901-4-S-1780G10	17.8	262 MCM	450	520
3A	901-3A-P-1440G10	901-3A-S-1440G10	14.4	AWG 3/0	320	400
3B	901-3A-P-1440G10	901-3A-S-1440G10	13.3	AWG 2/0	250	300
3C	901-3C-P-1150G10	901-3C-S-1150G10	11.5	AWG 1/0	150	250
4A	901-3-P-1650G10	901-3-S-1650G10	16.5	AWG 4/0	350	450
4B	901-3A-P-1440G10	901-3A-S-1440G10	14.4	AWG 3/0	320	400
4C	901-3A-P-1440G10	901-3A-S-1440G10	13.5	AWG 2/0	250	320

* Related to cables section