

# Series 970 Connectors and Accessories Technical Reference Contact Arrangements

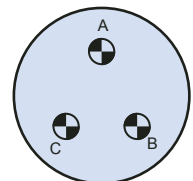
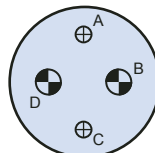
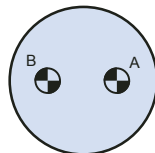
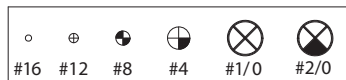


## SERIES 970 CONTACT ARRANGEMENTS

Contact Size	Contact Arrangement	Contact Size and Quantity					
		#16	#12	#8	#4	#1/0	#2/0
Size #16	28-15	15					
Size #12	32-20	1	19				
	32-A22		22				
Size #8	18-2			2			
	18-4		2	2			
	20-3			3			
	20-5		2	3			
	20-7	4		3			
	20-4			4			
	24-5			5			
	28-8		1	7			
	28-12	6		6			
	32-12	2		10			
	36-16	3		13			
40-21			21				
Size #4	24-2				2		
	24-6		4		2		
	24-3				3		
	24-A6		3		3		
	28-4				4		
	28-9	5			4		
	32-5				5		
	32-7				7		
	36-A8				8		
	36-9	14	14	2	1		
	40-10	16		9	4		
Size #1/0	24-1					1	
	32-2					2	
	32-4				2	2	
	32-3					3	
	32-6		3			3	
	36-4					4	
	36-B8	4				4	
	40-5					5	
Size #2/0	24-A1						1
	36-2						2

## CONTACT ARRANGEMENTS

### CONTACT SYMBOLS



Shell Size-Contact Quantity	18-2	18-4		20-3
Contact Size	2 #8	2 #8	2 #12	3 #8
Amps	120	120	46	180
Total Amps	120	166		180

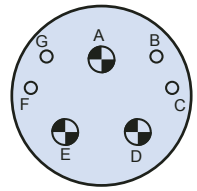
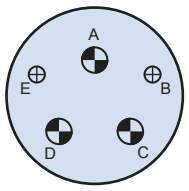
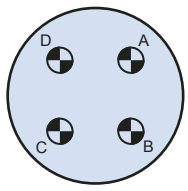
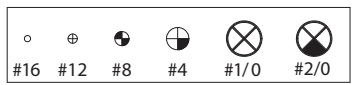


Series 970 Connectors and Accessories  
 Technical Reference  
 Contact Arrangements

Contact Arrangements shown are mating face views of pin connectors.  
 Socket arrangements are reversed.

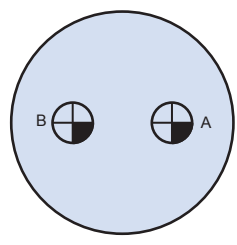
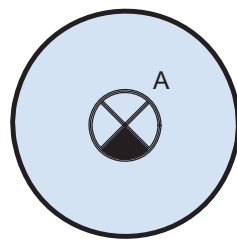
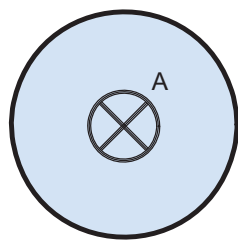
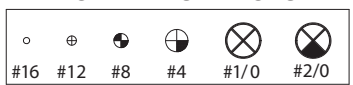
B

CONTACT SYMBOLS



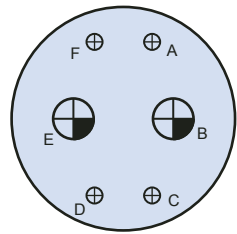
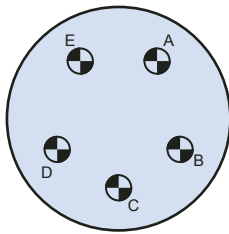
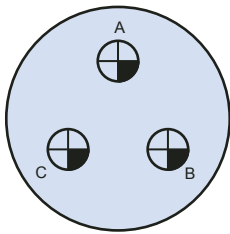
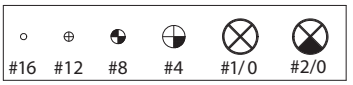
Shell Size-Contact Quantity	20-4		20-5		20-7	
Contact Size	4 #8		3 #8	2 #12	3 #8	4 #16
Amps	240		180	46	180	52
Total Amps	240		226		232	

CONTACT SYMBOLS



Shell Size-Contact Quantity	24-1	24-A1	24-2	
Contact Size	1 #1/0	1 #2/0	2 #4	
Amps	175	205	200	
Total Amps	175	205	200	

CONTACT SYMBOLS



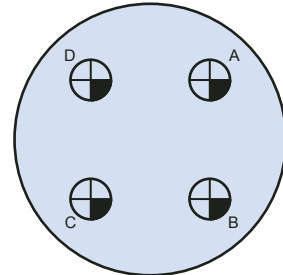
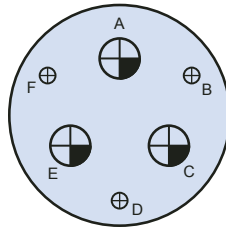
Shell Size-Contact Quantity	24-3	24-5	24-6	
Contact Size	3 #4	5 #8	2 #4,	4 #12
Amps	300	300	200	92
Total Amps	300	300	292	

Series 970 Connectors and Accessories  
 Technical Reference  
 Contact Arrangements



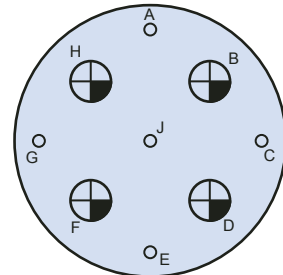
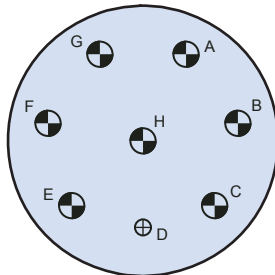
Contact Arrangements shown are mating face views of pin connectors.  
 Socket arrangements are reversed.

CONTACT SYMBOLS



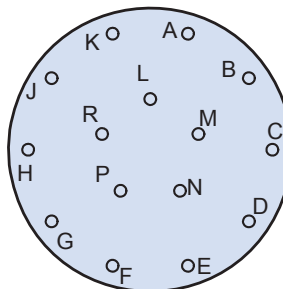
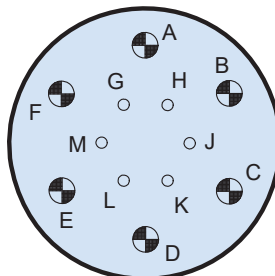
Shell Size-Contact Quantity	24-A6		28-4	
Contact Size	3 #4	3 #12	4 #4	
Amps	300	69	400	
Total Amps	369		400	

CONTACT SYMBOLS



Shell Size-Contact Quantity	28-8		28-9	
Contact Size	1 #12	7 #8	4 #4	5 #16
Amps	23	420	400	65
Total Amps	443		465	

CONTACT SYMBOLS



Shell Size-Contact Quantity	28-12		28-15	
Contact Size	6 #8	6 #16	15 #16	
Amps	360	78	195	
Total Amps	438		195	

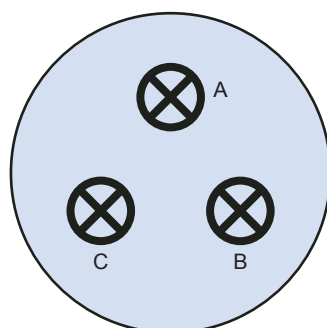
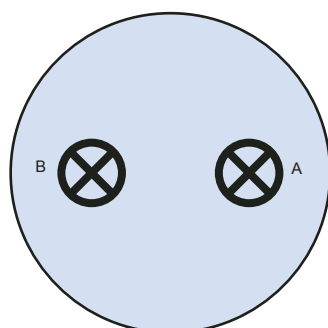


Series 970 Connectors and Accessories  
 Technical Reference  
 Contact Arrangements

Contact Arrangements shown are mating face views of pin connectors.  
 Socket arrangements are reversed.

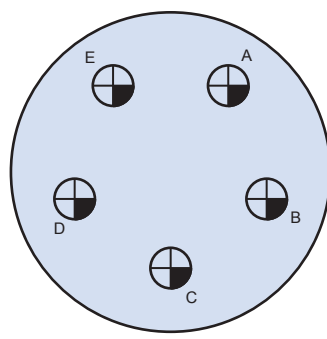
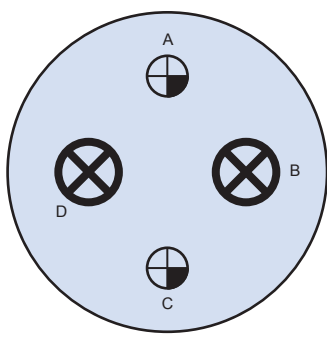
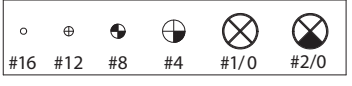
B

CONTACT SYMBOLS



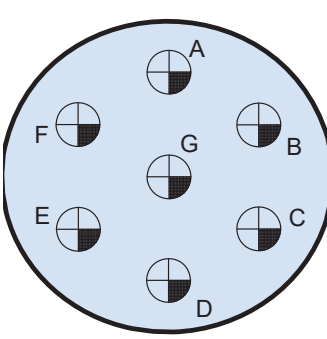
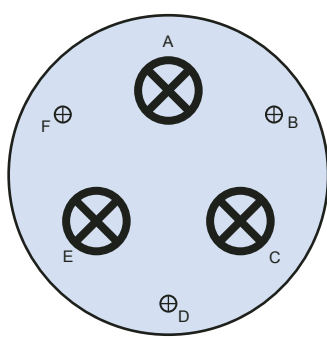
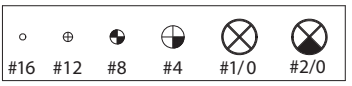
Shell Size-Contact Quantity	<b>32-2</b>	<b>32-3</b>
Contact Size	2 #1/0	3 1/0
Amps	350	525
Total Amps	350	525

CONTACT SYMBOLS



Shell Size-Contact Quantity	<b>32-4</b>	<b>32-5</b>
Contact Size	2 #1/0      2 #4	5 #4
Amps	350      200	500
Total Amps	550	500

CONTACT SYMBOLS



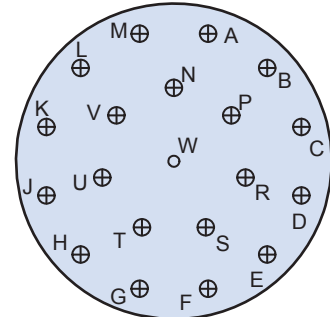
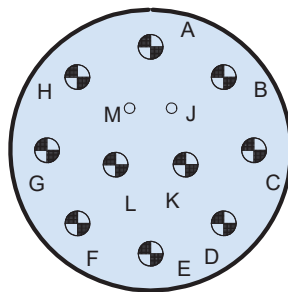
Shell Size-Contact Quantity	<b>32-6</b>	<b>32-7</b>
Contact Size	3 #1/0      3 #12	7 #4
Amps	525      69	700
Total Amps	594	700

Series 970 Connectors and Accessories  
 Technical Reference  
 Contact Arrangements and Wire Diameter



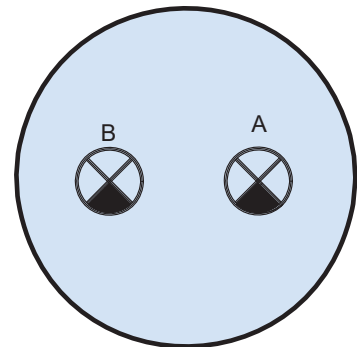
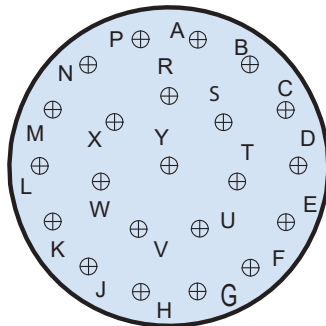
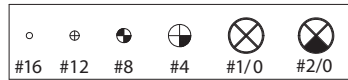
Contact Arrangements shown are mating face views of pin connectors.  
 Socket arrangements are reversed.

CONTACT SYMBOLS



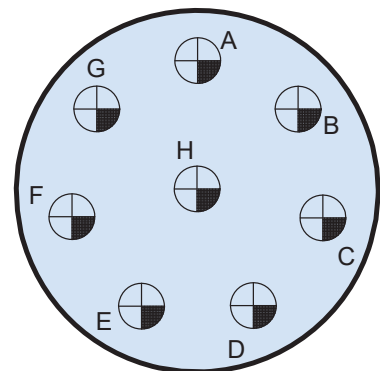
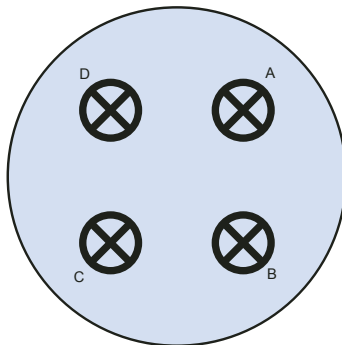
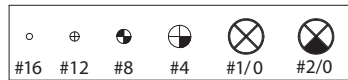
Shell Size-Contact Quantity	32-12		32-20	
Contact Size	10 #8	2 #16	1 #16	19 #12
Amps	600	26	13	437
Total Amps	626		450	

CONTACT SYMBOLS



Shell Size-Contact Quantity	32-A22	36-2
Contact Size	2 #12	2 #2/0
Amps	46	410
Total Amps	46	410

CONTACT SYMBOLS



Shell Size-Contact Quantity	36-4	36-A8
Contact Size	4 #1/0	8 #4
Amps	700	800
Total Amps	700	800

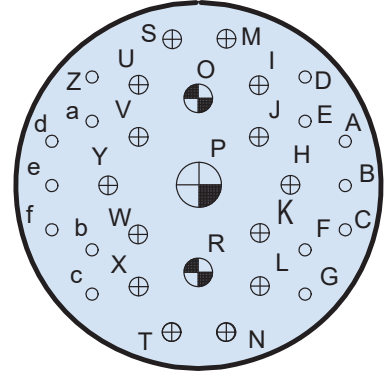
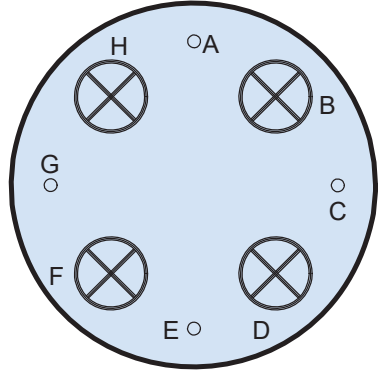


**Series 970 Connectors and Accessories  
Technical Reference  
Contact Arrangements and Wire Diameter**

**Contact Arrangements shown are mating face views of pin connectors.  
Socket arrangements are reversed.**

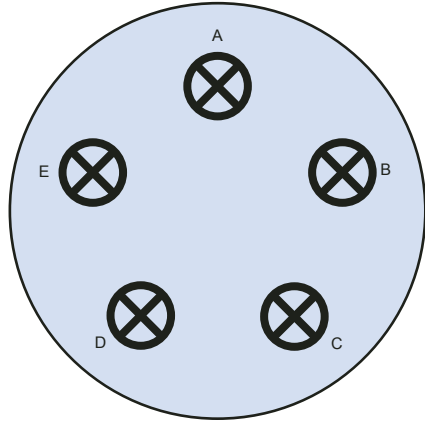
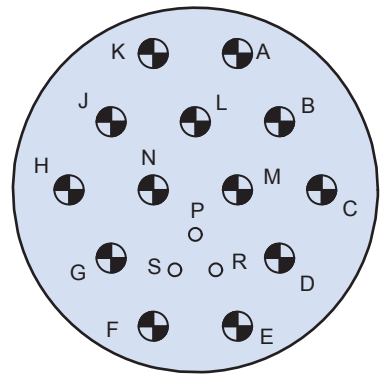
**B**

**CONTACT SYMBOLS**



Shell Size-Contact Quantity	<b>36-B8</b>		<b>36-9</b>			
Contact Size	4 #1/0	4 #16	1 #4	2 #8	14 #12	14 #16
Amps	700	52	100	120	322	182
Total Amps	752		724			

**CONTACT SYMBOLS**

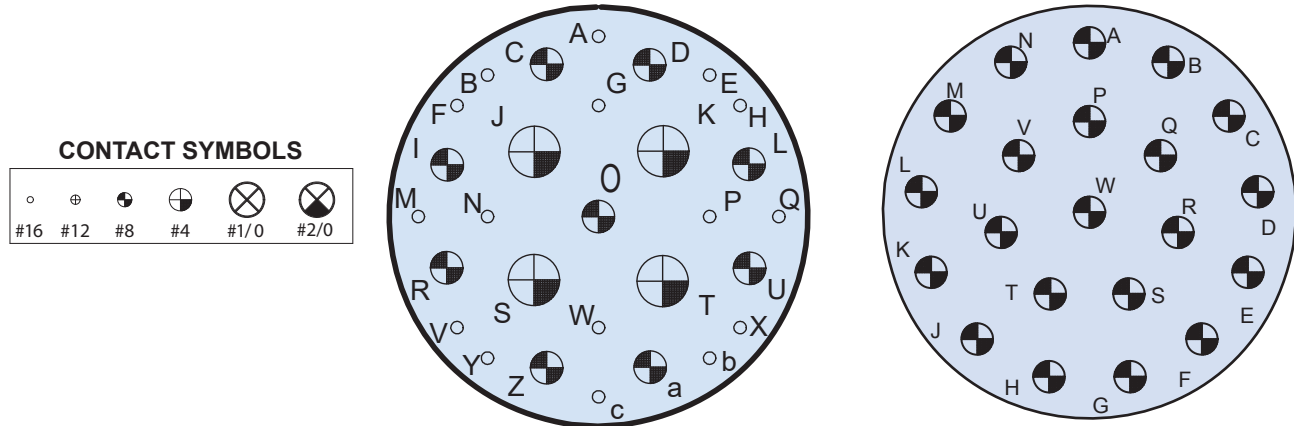


Shell Size-Contact Quantity	<b>36-16</b>		<b>40-5</b>
Contact Size	3 #16	13 #8	5 #1/0
Amps	39	780	875
Total Amps	819		875

Series 970 Connectors and Accessories  
 Technical Reference  
 Contact Arrangements and Wire Diameter



Contact Arrangements shown are mating face views of pin connectors.  
 Socket arrangements are reversed.



B

Shell Size-Contact Quantity	40-10			40-21
Contact Size	4 #4	9 #8	16 #16	21 #8
Amps	400	540	78	1260
Total Amps	1018			1260

Wire Insulation Diameters

This table shows the minimum and maximum wire diameters compatible with Series 970 connectors. Wires smaller than specified will not seal properly. Wires larger than specified will be difficult to install and extract.

Contact Size	Wire Size (AWG)	Finished Wire Outside Dimensions			
		Minimum Diameter		Maximum Diameter	
		Inches	mm	Inches	mm
16	16	.053	1.35	.103	2.62
12	12	.085	2.16	.158	4.01
8	8	.187	4.75	.203	5.16
4	4	.280	7.11	.320	8.13
1/0	0	.465	11.81	.500	12.7
2/0	2/0	.590	14.99	.630	16.00