


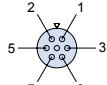
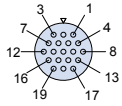
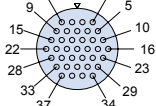
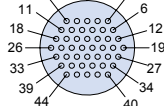
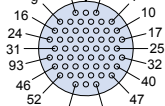
MATES WITH 892-006

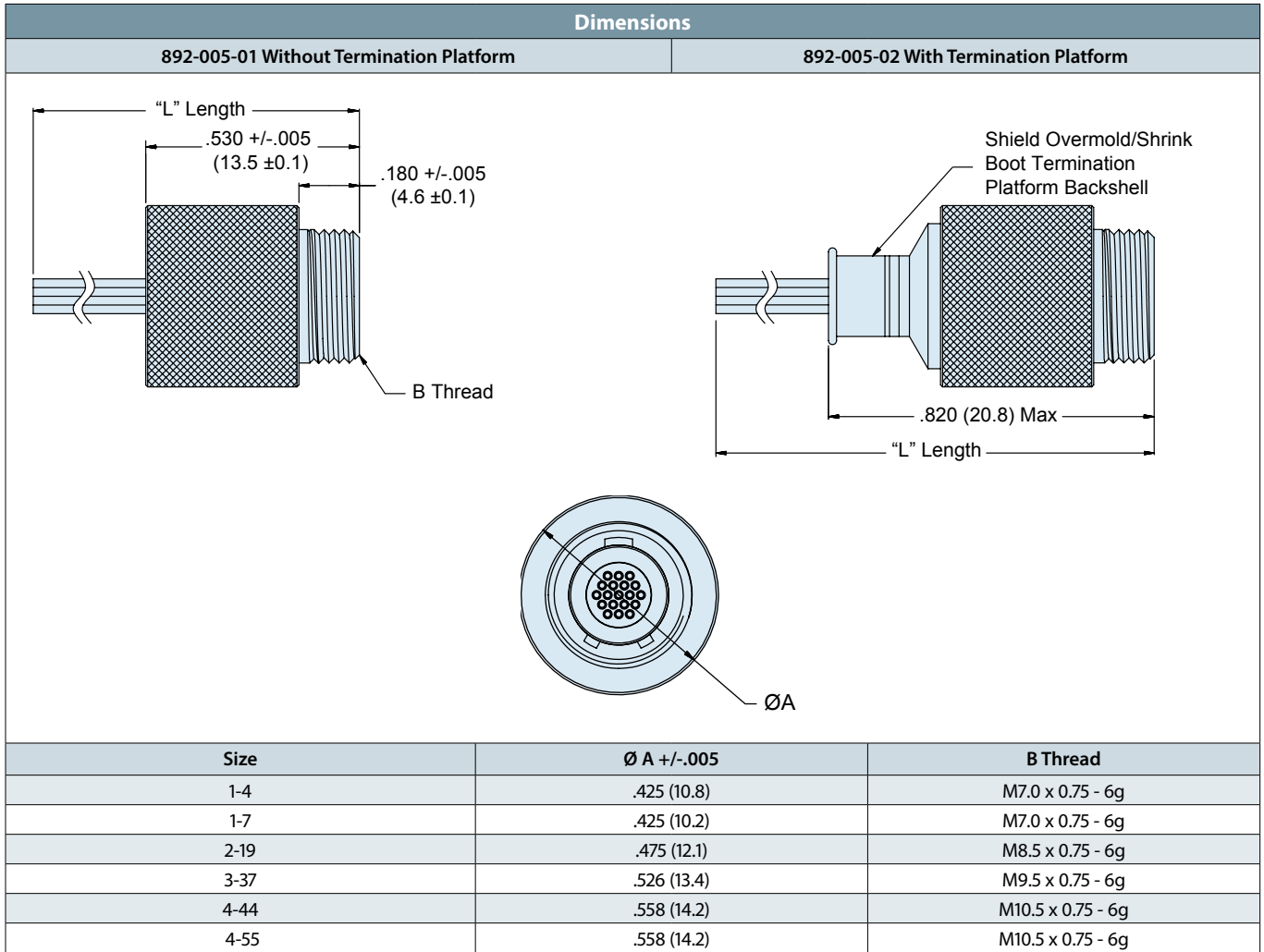
**Glenair Inline Threaded Coupling Receptacle Connectors** feature gold alloy TwistPin contacts, offering premium performance and reliability for demanding applications. Available with or without backshell. Backshell option available with shrink boot or overmolding.

**Choose Aluminum or Stainless Steel Shells** in 6 layouts from 4 to 55 contacts. These connectors are intermateable with nanominiature plug connectors 892-006.

B

How To Order										
Sample Part Number	892	-005	-02	1-7	N	A2	-0	A	7	-12
Series	892 = Nano Circular with Insulated Wire									
Shell Style	005 = In-Line Threaded Coupling Receptacle									
Accessory	01 = No Backshell   02 = With Backshell   03 = Overmolded   04 = Shrink Boot									
Shell Size/Contact Arrangement	1-4 = Shell Size 1 with 4 contacts   3-37 = Shell Size 3 with 37 contacts 1-7 = Shell Size 1 with 7 contacts   4-44 = Shell Size 4 with 44 contacts 2-19 = Shell Size 2 with 19 contacts   4-55 = Shell Size 4 with 55 contacts See Receptacle Mating Face View and Contact Layout Table									
Polarization	N = Normal   A = Alternate									
Shell Material/Finish	A2 = Aluminum/Electroless Nickel   S1 = Stainless Steel/Zinc Cobalt (Black) A5 = Aluminum/Gold Over Nickel   S2 = Stainless Steel/Passivated									
Wire Gauge	0 = 30 AWG   2 = 32 AWG									
Wire Type	A = Ultra Lightweight XLETPE Insulation, Silver Coated Ultra High Strength Copper. (Not available in #32 AWG) B = Extruded PTFE Insulation, Silver Coated Copper NEMA HP3-ETX (MIL-W-16878/6) C = Cross Linked Modified ETFE Insulation, Silver Coated High Strength Copper. MIL-W-22759/33 (Not available in #32 AWG)									
Wire Color	1 = White   2 = Yellow   7 = 10 Color repeating (Wire type A is striped, types B and C are solid colors)									
Wire Length (Inches)	12 = 12.00 + 1.00 Inches; as required in one inch increments.									

Receptacle Mating Face View and Contact Layout					
Size 1-4 4 Contacts	Size 1-7 7 Contacts	Size 2-19 19 Contacts	Size 3-37 37 Contacts	Size 4-44 44 Contacts	Size 4-55 55 Contacts
					



B

**NOTES:**

1. Material/finish
  - Shell/spanner nut/backshell - see part number breakdown
  - Insulator - LCP/na
  - Socket contacts - gold alloy
  - O-rings - fluorosilicone/na
  - Internal latching spring - stainless steel/gold plate

Keyway Positions			
Size	Polarization	A°	B°
1-4	N	150	210
	A	75	210
1-7	N	95	230
	A	140	275
2-19	N	150	210
	A	75	210
3-37	N	150	210
	A	75	210
4-44	N	150	210
	A	75	210
4-55	N	95	230
	A	140	275

