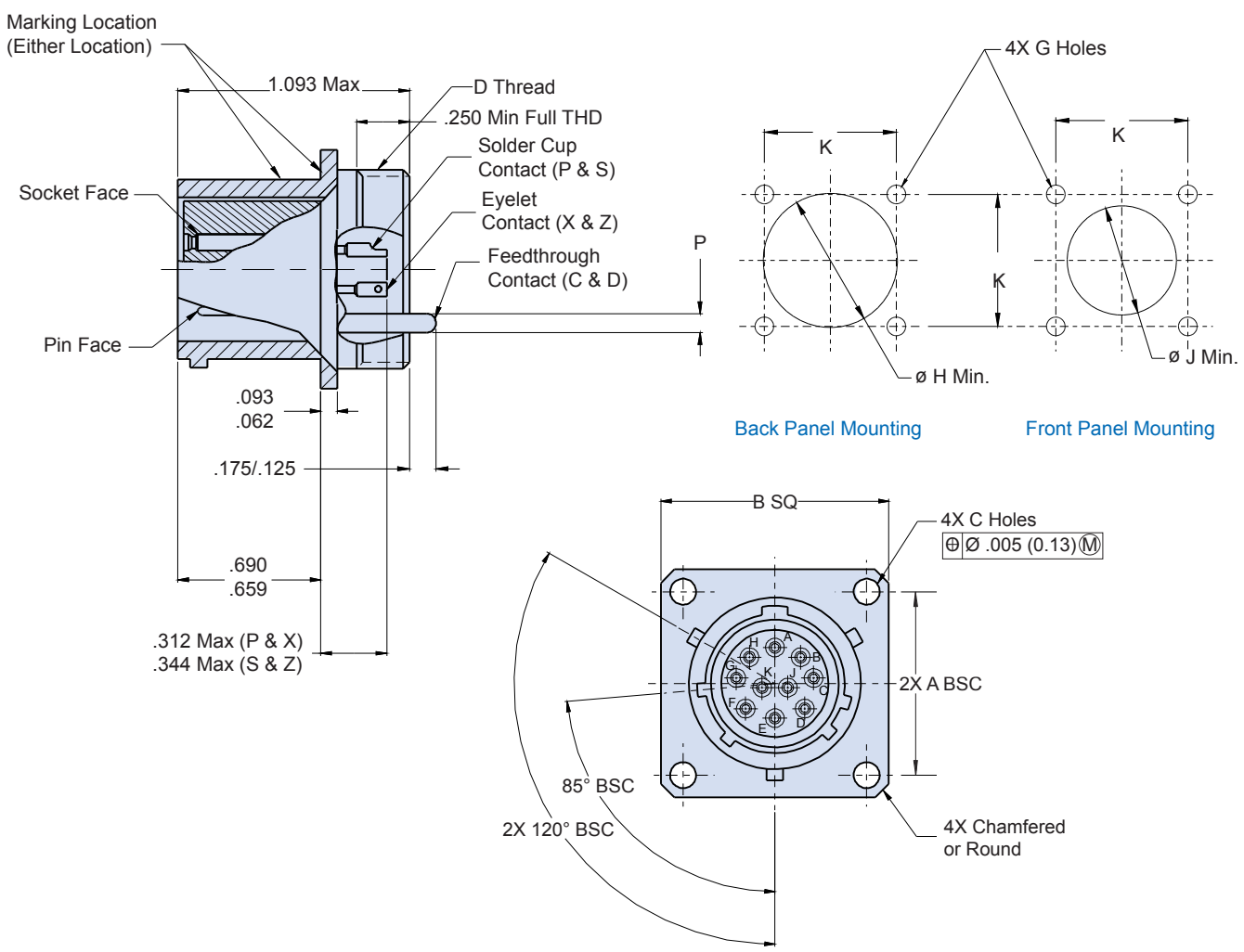
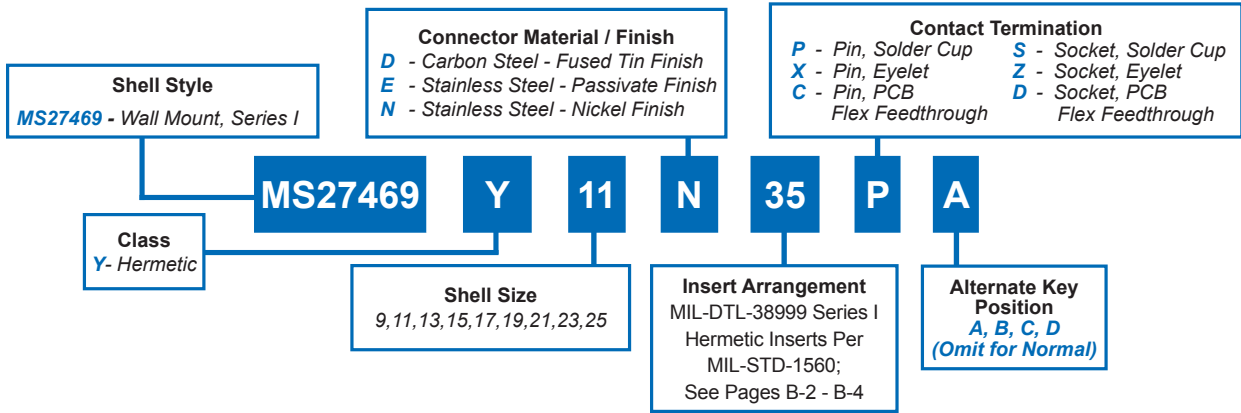




MS27469 Wall Mount Hermetic Receptacle MIL-DTL-38999 Series I

How To Order: MS



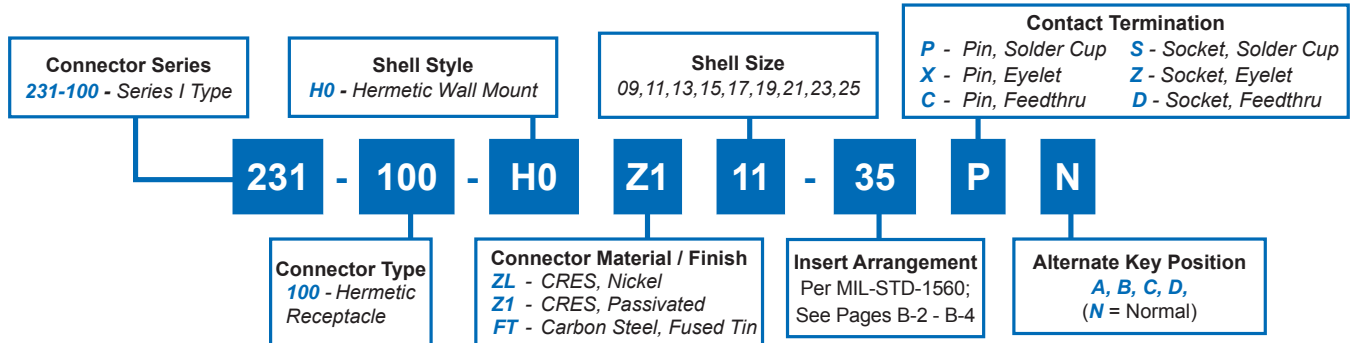
Dimensions in Inches (millimeters) are subject to change without notice.

© 2013 Glenair, Inc. U.S. CAGE Code 06324 Printed in U.S.A.

231-100-H0 Wall Mount Hermetic Receptacle MIL-DTL-38999 Series I Type

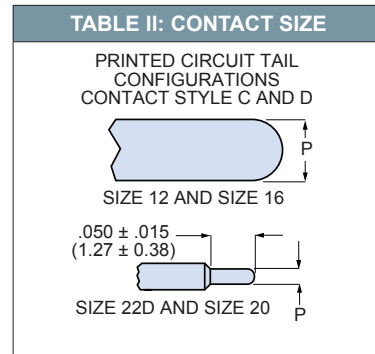


How To Order: Commercial



SHELL SIZE	A BSC	B SQ ±.016(0.4)	ø C HOLES .123(3.1)	D THREADS
9/09	.719(18.3)	.938(23.8)	.133(3.4) .123(3.1)	.6875-24 UNEF-2A
11	.812(20.6)	1.031(26.2)	.133(3.4) .123(3.1)	.8125-20 UNEF-2A
13	.906(23.0)	1.125(28.6)	.133(3.4) .123(3.1)	.9375-20 UNEF-2A
15	.969(24.6)	1.219(31.0)	.133(3.4) .123(3.1)	1.0625-18 UNEF-2A
17	1.062(27.0)	1.312(33.3)	.133(3.4) .123(3.1)	1.1875-18 UNEF-2A
19	1.156(29.4)	1.438(36.5)	.133(3.4) .123(3.1)	1.3125-18 UNEF-2A
21	1.250(31.8)	1.562(39.7)	.133(3.4) .123(3.1)	1.4375-18 UNEF-2A
23	1.375(34.9)	1.688(42.9)	.157(4.0) .142(3.6)	1.5625-18 UNEF-2A
25	1.500(38.1)	1.812(46.0)	.157(4.0) .142(3.6)	1.6875-18 UNEF-2A

Designator	Required Leak Rate
-585A	1 x 10 ⁻¹⁰ cc Helium per second
-585B	1 x 10 ⁻⁹ cc Helium per second
-585C	1 x 10 ⁻⁸ cc Helium per second



Contact Size	ø P
22D	.011 (0.28) .015 (0.38)
20	.024 (0.61) .028 (0.71)
16	.0635 (1.61) .0615 (1.56)
12	.095 (2.41) .093 (2.36)

SHELL SIZE	ø G HOLES ±.005(0.1)	ø H MIN	ø J MIN	K ±.005(0.1)
9/09	.128(3.3)	.656(16.7)	.697(17.7)	.719(18.3)
11	.128(3.3)	.796(20.2)	.822(20.9)	.812(20.6)
13	.128(3.3)	.921(23.4)	.947(24.1)	.906(23.0)
15	.128(3.3)	1.047(26.6)	1.072(27.2)	.968(24.6)
17	.128(3.3)	1.218(30.9)	1.197(30.4)	1.062(27.0)
19	.128(3.3)	1.296(32.9)	1.322(33.6)	1.156(29.4)
21	.128(3.3)	1.421(36.1)	1.447(36.8)	1.250(31.8)
23	.154(3.9)	1.546(39.3)	1.572(39.9)	1.375(34.9)
25	.154(3.9)	1.672(42.5)	1.697(43.1)	1.500(38.1)

Contact Size	Wire Guage
22D	#22 - #28
20	#20 - #24
16	#16 - #20
12	#12 - #14

Dimensions in Inches (millimeters) are subject to change without notice.