

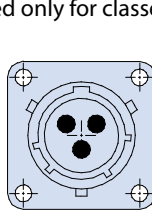


Glenair IPT Series Insert Arrangement Tables and Alternate Insert Rotation

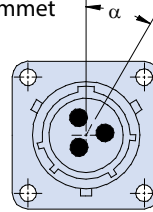
Arrangement	Cl. Isol. Rating	Dim. contact size					
		20S	20	16S	16	12S	12
8 - 2	I	2					
8 - 3	I	3					
8 - 3A	I	3					
8 - 4	I	4					
8 - 33	I	3					
10 - 2	II			2			
10 - 6	I	6					
10 - 7	I	7					
10 - 8	I	8					
10 - 98	I	6					
12 - 3	II			3			
12 - 4	I			4			
12 - 8	I	8					
12 - 10	I	10					
12 - 14	I	14					
12 - A6	I			6			
14 - 4	I					4	
14 - 5	II			5			
14 - 12	I	8		4			
14 - 12/3	II			12			
14 - 14 *	I	14					
14 - 15	I	14		1			
14 - 18	I	18					
14 - 19	I	19					
16 - 2**	I				2 x 16-2.5		
16 - 8	II			8			
16 - 23	I	22		1			
16 - 26	I	26					
16 - 99	I	21		2			
18 - 11	II			11			
18 - 32	I	32					
20 - 16	II				16		
20 - 39 *	I		37		2		
20 - 41	I		41				
22 - 21 *	II				21		
22 - 36	I		36				
22 - 41	I		27		14		
22 - 55	I		55				
22 - 95	I		26				6
24 - 61	I		61				

Arrangement	Degrees			
	W	X	Y	Z
8 - 2	58	122		
8 - 3	60	210		
8 - 3A	60			
8 - 4	45			
8 - 33	90			
10 - 2				
10 - 6	90			
10 - 7	90			
10 - 8				
10 - 98	90	180	240	270
12 - 3			180	
12 - 4	38			
12 - 8	90	112	203	292
12 - 10	60	155	270	295
12 - 14	60	155	270	295
12 - A6				
14 - 4	45			
14 - 5	40	92	184	273
14 - 12	43	90		
14 - 12/3				
14 - 14	17	110	155	234
14 - 15	17	110	155	234
14 - 18	15	90	180	270
14 - 19	30	165	315	
16 - 2**				
16 - 8	54	152	180	331
16 - 23	158	270		
16 - 26	60		275	338
16 - 99	66	156	223	340
18 - 11	62	119	241	340
18 - 32	85	138	222	265
20 - 16	238	318	333	347
20 - 39	63	144	252	333
20 - 41	45	126	225	
22 - 21	16	135	175	349
22 - 36	72	144	216	288
22 - 41	39	135	264	
22 - 55	30	142	226	314
22 - 95	26	180	266	
24 - 61	90	180	270	324

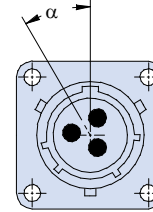
* Consult Factory ** Supplied only for classes without grommet



Normal Position



Alternate Position with Pin Contacts



Alternate Position with Socket Contacts